

Special Council Meeting

Minutes

Monday 27 June 2022

Commenced at 7:00 PM

Council Chambers
20 Siding Avenue, Officer
Victoria

Members: Cr Jeff Springfield Mayor
Cr Tammy Radford Deputy Mayor
Cr Ray Brown
Cr Stephanie Davies
Cr Jack Kowarzik
Cr Graeme Moore
Cr Collin Ross
Cr Brett Owen
Cr Carol Ryan

Officers: Carol Jeffs Chief Executive Officer
Doug Evans Manager Governance

Order of Business

1 Opening And Prayer	3
2 Acknowledgements	3
3 Apologies	3
4 Adoption And Confirmation Of Minutes.....	3
5 Declaration Of Interests	3
6 Ordinary Business.....	4
6.1 General Reports	4
6.1.1 Adoption Of Budget 2022-26	4
7 Presentation Of Petitions	100
8 Urgent Business	101
9 Councillor Questions.....	101

1 Opening And Prayer

Meeting opened at 7:01pm.

I would ask those gathered to join us now for a few moments of silence as we reflect on our roles in this chamber. Please use this opportunity for reflection, Prayer or thought, to focus on our shared intention to work respectfully together for the well-being of our whole community.

2 Acknowledgements

Cardinia Shire Council acknowledges that we are on the traditional land of the Bunurong and Wurundjeri people and pay our respects to their elders past, present and emerging.

3 Apologies

The Mayor advised that both himself and the Deputy Mayor were ill and were remotely participating in the meeting. As such, he wished to step down as chairperson as it was difficult to chair remotely. The CEO called for nominations to appoint a temporary chair for the meeting.

Cr Ryan nominated Cr Owen, seconded Cr Kowarzik.

Carried.

Cr Owen was unanimously voted in and was appointed as temporary chair for the meeting.

The Manager Governance advised Cr Moore and Cr Davies were apologies for the meeting.

4 Adoption And Confirmation Of Minutes

5 Declaration Of Interests

6 Ordinary Business

6.1 General Reports

6.1.1 Adoption of Budget 2022-26

Responsible GM: Jenny Scicluna
Author: Scott Moore

Recommendation(s)

That Council, having completed the community engagement process in respect of the Budget 2022-26 consistent with Council's Engagement Policy, including the review and consideration of community feedback submissions at Councillor Briefing on Monday 23 May 2022, resolves as follows:

1. The Budget annexed to this resolution be adopted for the purposes of sections 91, 93 and 94 of the *Local Government Act 2020* and section 161 of the *Local Government Act 1989*.
2. The declaration and levy of rates and charges for the 2022-23 financial year, contained within the Budget annexed to this resolution, be adopted for the purposes of section 94 of the *Local Government Act 2020* and sections 157-158 and 161-163 of the *Local Government Act 1989*.

Attachments

1. Budget 2022-2026 [6.1.1.1 - 81 pages]
2. Budget Engagement Submissions Summary [6.1.1.2 - 2 pages]
3. Budget Engagement Submissions Detailed Listing [6.1.1.3 - 8 pages]

Executive Summary

To consider adoption of the Budget and declaration and levy of rates and charges for the 2022-23 financial year contained within.

Background

The Proposed Budget 2022-26 has been developed through a comprehensive process of review, including three Councillor workshops and three Councillor briefings. The budget also considered the Community feedback received during the Imagine Cardinia engagement process. This budget focuses on operating efficiently and effectively in a financially responsible way to meet community needs and to deliver on the commitments in the adopted Council Plan 2021-25.

As a part of the budget engagement process, Council engaged with the community via the Creating Cardinia platform and email submissions to receive their feedback. The budget engagement was open for public feedback over the four-week period from 13 April 2022 to 11 May 2022.

This budget was developed within a proposed 1.75% rate increase for 2022-23 (1.5% in 2021-22) consistent with the Average Rate Cap determined by the Minister for Local Government in

December 2021. This rate increase has been able to be achieved due to positive financial performance by Council over the last several years, which has allowed Council to absorb the lower rate increase proposed as part of this budget.

The proposed budget for 2022-23 is a surplus of \$80.817 million, before adjusting for capital and other abnormal items. After these adjustments, the adjusted underlying result is a deficit of \$8.157 million, which is \$7.69 million higher than the 2021-22 forecast underlying deficit of \$0.46 million. An average unit cost increase of 6 per cent for the residential garbage service charge is proposed to subsidise the increased recycling contract costs and the increased landfill levy of approximately \$20 per tonne proposed by the Victorian government. Council plans to supplement the cash flow from new loan borrowings of \$12.11 million in 2022-23 to fund a significant and progressive capital works program totalling \$99.49 million, including carry overs and excluding operating initiatives.

The ongoing challenge for Council is that approximately 77% of Council's adjusted underlying revenue is received via rates and charges, with the remainder primarily consisting of government grants, fees and charges, and contributions from developers. While Council has worked to reduce costs to a level where it is one of the lowest cost providers of services, the ability to continue to find efficiencies and savings into the future will be challenging without potential reductions in services or service levels. The budget provides for a significant capital program to continue to support the local economy and job creation.

In a lower and restricted rating environment, it is important that a balanced budget be achieved within the next four years to ensure Council can continue to meet current and future needs of its residents without prolonged use of accumulated surplus. The proposed budget attempts to balance the need to deliver infrastructure and services of a growing shire, while also providing the best possible value for residents and recognising the need for careful financial management during the immediate and ongoing economic challenges.

The proposed budget is based on key principles, including:

1. Maintain financial sustainability in the medium to long term, while achieving Council's strategic objectives as specified in the Council Plan.
2. Maintain key services at existing levels.
3. Achieve long term adjusted underlying surplus.
4. Effectively manage the Asset Renewal Gap.
5. Continue to manage serviceable debt.
6. Cash reserves are maintained above minimum statutory levels.

As one of Victoria's fastest growing municipalities, Cardinia Shire's population is expected to grow from the 2022 population forecast of 131,834 to an estimated 200,238 in 2041, an increase of 51.89%. The number of dwellings in Cardinia Shire is forecast to grow from 44,746 in 2021 to 71,241 in 2041 an increase of 59.21%. This growth reflects the unique qualities of the municipality and confidence in its future. It does, however, continue to place services, infrastructure, and resources under significant pressure particularly in a constrained rate cap environment.

The Proposed Budget 2022-26 will enable Council to continue to meet the challenges associated with this rapidly expanding population. A Capital Works program of \$99.49 million for 2022-23 has been prepared to ensure residents across the shire have access to an expanding range of new recreational and leisure facilities and renewed and upgraded infrastructure. A detailed listing of these projects over four years is contained in Appendix A.

Highlights of the Capital Works program for 2022-23 are:

- Cardinia Youth Facility - \$3.9m
- Integrated Centre (Timbertop Facility) - \$2.5m

- Integrated Centre (Brunt Rd) - \$3.2m
- Road Resurfacing Program - \$3.7m
- Officer District Masterplan (Civil Works) - \$3.3m
- Road Sealing Program (Connect Cardinia) - \$7.0m
- Princes Hwy Intersections - \$16.0m, funded by government grants and developer contributions
- Sealing the Hills - \$10.0m, funded from government grants.

Asset Renewal and Upgrade:

Council has committed to capital expenditure of \$57.78m on asset renewal and upgrades, including roads, bridges, footpaths, drains, buildings and plant.

The Proposed Budget 2022-26 has been designed to reflect Council's commitment to make Cardinia Shire the best possible place to live, work and raise a family.

Policy Implications

Nil.

Relevance to Council Plan

Responsible leaders

5.2 Manage our finances responsibly and leave a positive legacy for future generations

Climate Emergency Consideration

Nil.

Consultation/Communication

The Proposed Budget was prepared in consultation with the Senior Leadership Team and all business unit managers. Managers were required to prepare their operating and capital budgets based on the needs of service and capital works programs, whilst keeping in line with the prior year's Budget Plan and Financial Plan 2021-31. Financial implications of known changes were also taken into consideration.

The budget documents were available for public feedback and all submissions were noted and presented at Councillor Briefing with officer recommendations. Any changes resolved from the Briefing meeting have been reflected in the budget document and figures updated.

Financial and Resource Implications

The Budget outlines the financial resources available to Council for continuous operation and delivery of the Council Plan.

During the budget feedback process, Council received and considered a total of 95 responses via the Creating Cardinia platform and 7 submissions via emails. The Budget document includes the following Councillor resolved amendments resulting from the budget engagement process:

- Worrell Reserve Master Plan: \$150k allocated for design in 2022-23 and the State government promised capital grant of approximately \$1m included in 2023-24.
- IYU Athletics: Realignment of project funds allocation, approximately \$600k moved from lighting project in 2023-24 to the pavilion, and lighting moved out to 2026-27.

- Puffing Billy park playground renewal: Allocate funds of approximately \$60k in 2023-24.

Council must prepare and adopt a budget for the forthcoming financial year and subsequent three years to be able to fund the various services and programs required. Any subsequent material change that Council considers should be the subject of community engagement would require a revision to be made to the Budget 2022-26 document.

Conclusion

Working within the framework provided by the adopted Financial Plan 2021-31, this Budget outlines how resources will be allocated to deliver the initiatives, programs, services and capital works to the community as framed by the Council Plan for the 2022-26 period. It also outlines the associated arrangements for financing and servicing financial debt.

The budget has been influenced by the consultation process and is based on sound financial principles, prudent debt management, responsible asset management and ratepayer equity, value and affordability principles.

Having complied with the *Local Government Act* (LGA) provisions (LGA 1989 sections 157-158 and 161-163; LGA 2020 sections 91, 93 and 94) and having considered the community engagement submissions received, Council is able to formally resolve on the Budget 2022-26 and declaration and levy of rates and charges for the 2022-23 financial year contained therein.

Resolution

Moved Cr Jack Kowarzik, seconded Cr Jeff Springfield.

That Council, having completed the community engagement process in respect of the Budget 2022-26 consistent with Council's Engagement Policy, including the review and consideration of community feedback submissions at Councillor Briefing on Monday 23 May 2022, resolves as follows:

1. The Budget annexed to this resolution be adopted for the purposes of sections 91, 93 and 94 of the *Local Government Act 2020* and section 161 of the *Local Government Act 1989*.
2. The declaration and levy of rates and charges for the 2022-23 financial year, contained within the Budget annexed to this resolution, be adopted for the purposes of section 94 of the *Local Government Act 2020* and sections 157-158 and 161-163 of the *Local Government Act 1989*.

Carried

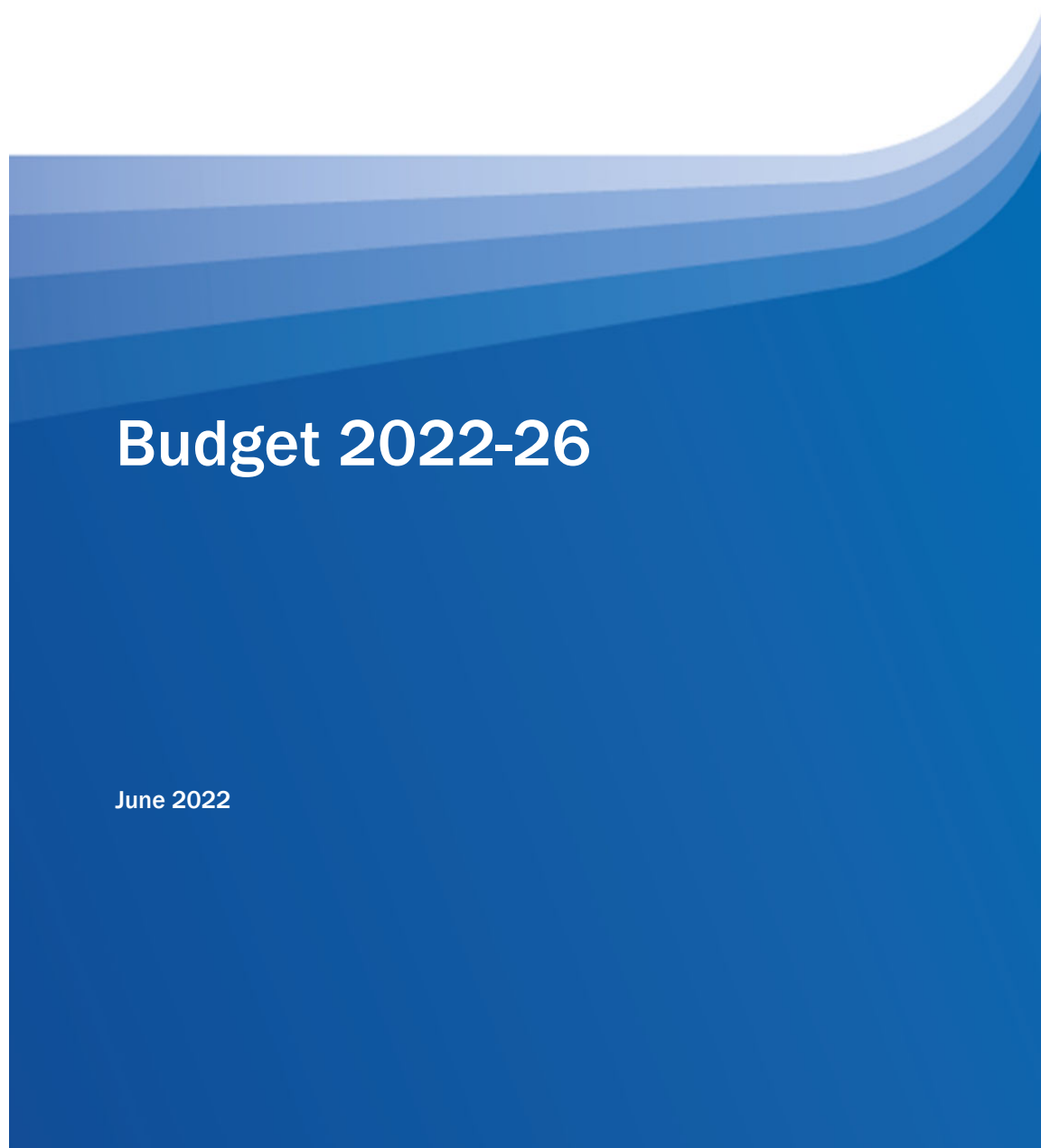
Cr Ryan called for a division.

For: Cr Springfield, Cr Kowarzik, Cr Radford, Cr Owen.

Against: Cr Ryan, Cr Cameron, Cr Ross.



Cardinia Shire



Budget 2022-26

June 2022

Cardinia Shire Council

Budget 2022-26

Contents	Page
Mayor and CEO introduction	1
Executive Summary	3
Budget reports	
1. Link to the Council Plan	6
2. Services and service performance indicators	8
3. Financial statements	22
4. Notes to the financial statements	30
5. Financial performance indicators	57
6. Fees and charges schedule	59
Appendices	
A. Capital Works Program by Project	73

Mayor and CEO introduction



On behalf of Cardinia Shire Council, we are pleased to present the Cardinia Shire Council Budget for 2022-26, the second budget of this Council's four year term. Based on community feedback received during the Imagine Cardinia engagement process, this budget focuses on operating efficiently and effectively in a financially responsible way to meet community needs and to deliver on the commitments in the adopted Council Plan 2021-25.

In the last budget cycle, Cardinia Shire's first ever Community Vision was conceived and a new Council Plan 2021-25 was formed to help build the community and provide intergenerational benefit through a long term vision. This current budget cycle follows the same principles and has involved discussions amongst the council staff, senior leadership team and councillors to build a responsible budget. Consistent with Cardinia's engagement principles to provide community opportunity to influence the budget outcome in the interests of the ratepayers and the community, Council engaged with the community at the commencement of this current budget cycle in November 2021 to re-affirm budget priorities from the previous cycle. Feedback from this engagement was incorporated in the proposed budget subsequently placed on public exhibition during April and May 2022. Community feedback and submissions received from this public exhibition process were considered by Council in May and incorporated in this final budget where applicable.

Value for money, capacity to pay and service accessibility remain guiding principles in this budget to keep rates and charges as affordable as possible while delivering a wide range of valued services to our community within the state government's rate cap. Our focus remains on the delivery of essential services our community has told us it needs and expects. These include roads, rubbish and recycling, maternal and children's services, library services, sporting ovals, street-sweeping, and community supports from school crossings to senior citizens centres. The budget details the financial and non-financial resources required to continue to deliver these services over the next four years within the rate cap.

The budget also includes details of the proposed capital expenditure allocations to provide new, improved and renewed infrastructure, buildings, reserves, leisure spaces, footpaths, roads and drains. As an interface council, our growth requires continued heavy reliance on external grant and contributions funding to support servicing the community's needs, as well as advocacy to attract more services, infrastructure and investment into our community. Importantly, Council's commitment to sealing of unsealed roads and improved maintenance of unsealed roads will continue throughout this budget period. This budget includes increased focus on council's renewal of existing assets informed by newly developed Asset Management Plans.

Council has taken a balanced approach in this budget to provide quality, cost-effective and accessible services to our community while delivering an important and significant forward-thinking capital works program to support the jobs, economy and needs of our fast-growing shire now and into the future. Council plans to commit over \$318 million in capital infrastructure (excluding operating initiatives) over the next four years, with a \$99.5 million capital program (including \$30.17 million carry-over from 2021-22) in the 2022-23 financial year. Of the total capital works program for 2022-23, \$58 million is dedicated for renewal and upgrade of our \$2 billion worth of community assets.

Rate revenue is Council's largest source of funding, which is used to maintain and upgrade local roads, buildings, footpaths, cycle trails, parks, playgrounds, libraries and sporting facilities. This revenue also provides a broad range of Council services including waste management, maternal and child health and youth services. Rate increases have been capped at 1.75% in line with the Victorian Government's Fair Go Rates System.

Mayor and CEO introduction



The budget includes a number of key initiatives and projects, for example:

- Continue delivery of the federally funded 'Sealing the Dandenong Ranges and surrounds' road construction program. Princes Highway Intersection upgrades.
- Long-term strategic management of our water sensitive urban design assets in accordance with Council's strategic vision to cater for the community's desired levels of service.
- Coordinate health and wellbeing initiatives across the Shire in line with the priorities set in Cardinia Shire's Liveability Plan 2017-29.
- Implement the Road Development Program to seal strategic collector roads.
- Implement the Aspirational Energy Transition Plan including energy saving retrofits and solar power for Council buildings.
- Implement the BioLinks Plan for future investment in conservation management works that protect threatened species (both flora and fauna) in a changing climate.
- Assist businesses and investors to create jobs by activating employment land, advocate for an airport in the South East region, and assist existing businesses to grow.

Council has worked hard with the community to develop a budget that provides value and affordability in meeting the community's service priorities and expectations, delivering innovative projects, and investing in the community and local economy for the future, while working within the constraints of limited revenue sources and the rate cap. We look forward to partnering with our community to realise the benefits the budget provides for over the next four years.

Cr. Jeff Springfield
Mayor

Carol Jeffs
Chief Executive Officer

Executive Summary



Council has prepared a Budget for 2022-26 which is aligned to the vision in the Council Plan. It seeks to maintain and improve services and infrastructure as well as deliver projects and services that are valued by our community, and do this within the rate increase mandated by the State Government.

1. Rate rise

General rates are to increase by the Fair Go Rates System (FRGS) cap of 1.75% for the 2022-23 year and is projected to increase by 0.25% to 2.0% by 2025-26. This raises total general rates revenue in 2022-23 of \$89.58m (2022-26, \$387.3m), supplementary rates revenue of \$1.5m (2022-26, \$5.40m), and cultural and recreational rates revenue of \$0.085m (2021-25, \$0.35m). The rate cap increase for the 2021-22 year was 1.50%.

This increase will fund continued delivery of ongoing services to the community, including essential services such as roads, rubbish and recycling, maternal and children's services, library services, economic development, local artists, sporting ovals, parks management, infrastructure asset management, street-sweeping and community supports including school crossings and senior citizens centres.

Refer to Section 4.1.1 for further Rates and Charges details.

2. Result

The budgeted adjusted underlying result for the 2022-23 year is a deficit of \$8.16m, which is \$7.69m higher than the 2021-22 forecast. The deficit is mainly a result of Council's response to the growing community needs, supporting council infrastructure and supporting local communities. As Council continues to improve community facilities, the \$7.59m works on crown land assets contribute significantly to Council's adjusted underlying deficit. In response to the ongoing growth in service demand and infrastructure development, an increase in staffing is provided in the budget in 2022-23. Council's contractual obligations continue to increase at a significantly higher pace than the rate increase and council continues to absorb the impact of cost shifting. Contracts like building maintenance and garbage collection, increasing landfill levy imposed by State government and additional assets maintenance costs continue to drive Council's expenditure and contribute to projected adjusted underlying deficits for the medium term.

Refer to Sections 3 and 4 for further information on the operating budget.

3. Capital Works

The budgeted capital works program for 2022-23 totals \$99.49m (2022-26, \$318.15m), including \$30.17m carryover from 2021-22, compared to \$68.26m forecast for 2021-22. The program is funded by Council cash of \$39.29m (2022-26, \$136.29m), grants and contributions of \$33.86m (2022-26, \$121.31m) and \$19.34m (2022-26, \$43.55m) respectively, and \$7.0m of borrowings (2022-26, \$17.0m).

Included in the budget for 2022-23 is \$66.65m for infrastructure works (recreation, leisure and community facilities, roads, drains, footpaths and parks, open space and streetscapes), \$27.03m for property (land and buildings) and \$5.81m for plant and equipment.

The budget supports Council's ongoing commitment to provide the community with key infrastructure and facilities, with some of the key projects for 2022-26 as follows:

- Cardinia Youth Facility Building - \$3.9m
- Integrated Children's Facility (Timbertop) - \$2.5m
- Integrated Children's Facility (Brunt Road) - \$3.2m
- Officer District Masterplan - Civil Works \$3.3m
- Sealing the Hills - \$10.0m
- Roads Sealing Program (Connect Cardinia) Stage 2 works - \$7.0m
- Princes Highway Intersection Upgrade Works - \$16.0m
- Koo Wee Rup Bowls and Community Pavilion - \$3.6m
- Cora Lynn Reserve Pavilion - \$2.3m

As Council continues to increase asset delivery across the shire, it is also increasing its focus to renew and upgrade existing assets, with some of the main programs for 2022-26 listed below. Council has recently developed Asset Management plans to identify its renewal requirements and make informed investment in various asset classes to maintain their optimum condition:

- Increased focus on Building assets across the municipality, Buildings Renewal program \$9.3m
- Water Sensitive Urban Design assets Renewal Program \$2.1m
- Roads Resurfacing Program \$14.3m
- Pavement Renewals Program \$9.3m
- Sports & Recreation Courts and Skate Parks upgrade \$5.4m
- Recreation Reserve resurfacing and lighting upgrades \$4.1m
- Bridges Renewal Program \$2.98m
- Roads Resurfacing, Resheeting and Pavement Renewals: \$27.7m

The Statement of Capital Works can be found in Section 3, with further details in the 2022-23 capital works program in Section 4.5 and the 2022-26 program in Section 4.6. A detailed listing of the budgeted projects for 2022-23 onwards is in Appendix A, which also includes the funding sources for each project.

Executive Summary



4. Budget Influences

External Influences

In preparing the 2022-26 budget, the following external influences have been considered for their likely impact on the services delivered by Council in the budget period.

- **Lower rate environment:** The overall financial impact of the lower rate environment has lead Council to review it services and capital works program and to source alternative funding. The 1.75% rate cap for 2022-23 is grossly inadequate to meet service contract cost increases, enterprise agreement commitments and material and labour supply chain disruption induced cost increases.
- **Cost pressures due to shortage of supply:** Significant shortages in the supply of materials and labour caused by the COVID-19 pandemic and, more recently, the Ukraine conflict. This is resulting in contract costs escalating at a much higher estimate than initial Quantity Surveyor estimates, particularly for capital projects. This is increasing project risk exposure and forcing council to reassess project scopes, delivery timeframes and funding sources. These challenges are ongoing and will require council to manage effectively to avoid compromising delivery costs and timeframes. Budget provision has been made for some of these costs increases.
- **COVID-19 impact:** As the economy recovers from this pandemic, our community will continue to recover from these challenges. Council will continue to support the community and businesses where possible and provide assistance. We are learning different ways of working and making council facilities more akin to provide hybrid work environment and more services to move electronically. Our innovative ways of working and advanced IT infrastructure supported us to work through the pandemic and we will need to continue to build our IT infrastructure to grow the organisation.
- **Natural Disasters:** The timing and impact of these events are unknown and unfortunately the regularity is increasing as a result of climate change. Whilst Council undertakes significant prevention and recovery measures, these events have a significant impact on the Shire's community, businesses and economy and Council's human and financial resources. The most recent of these events were the severe storm damages in June 2021 and October 2021 storm and flood event. Council continues to invest in Climate strategy projects and has an increased focus for generations to come.
- **Cost Shifting:** This occurs where Local Government provides a service to the community on behalf of the State or Federal Government. Over time the funds received by Local Governments do not increase in line with real cost increases. An example of this is Maternal & Child Health, where the level of payment received by Council from the State Government does not reflect the real cost of providing the service to the community. Council continues to play a significant role in developing and maintaining crown land reserves for the benefit and enjoyment of the community and consequently has exposure to infrastructure owned by other State authorities.
- **Public infrastructure maintenance:** Councils across Australia raise approximately 3% of the total taxation collected by all levels of Government in Australia. In addition, councils are entrusted with the maintenance of more than 30% of all Australian public assets including roads, bridges, parks, footpaths and public buildings. This means that a large proportion of Council's income must be allocated to the maintenance and replacement of these valuable public assets in order to ensure the quality of public infrastructure is maintained at satisfactory levels.
- **Population growth** will continue to place significant stress on Council's resources.
- **New Superannuation Guarantee:** The compulsory Superannuation Guarantee increases to 10.5% from 1 July 2022, further increasing to 12% by 1 July 2025.
- **Waste Levy:** As the State Government Waste Levy continues to escalate at a much higher rate (12.5% in 2022-23) than the rate cap (a grossly inadequate 1.75% in 2022-23) and CPI (projected at 3.5% for 2022-23), the newly introduced waste levy rate will continue to put stress on Council waste management costs. These costs are recovered through the garbage charge to rate payers.

Internal Influences

As well as external influences, there are internal influences expected to impact the 2022-26 Budget. These include:

- Continued demands on Council resources for the renewal of existing assets;
- New *Local Government Act 2020* requirement for Asset Management Planning, resulting in more accurate but increased costs for asset maintenance and renewal expenditure.
- Increased costs driven by Council's risk associated with Community Asset Committees and the management of reserve surrounds.
- The value of developer contributed assets and completed capital works, together with an increase in the value of existing assets, are significantly increasing depreciation and maintenance expenditure.

Executive Summary



5. Snapshot of Results

	2021-22 Forecast \$'000	2022-23 Budget \$'000
Total Expenditure	139,747	153,798
Surplus/(deficit) for the year	81,200	80,817
Adjusted underlying surplus/(deficit)	(465)	(8,157)
Total Cash Balance - including Term Deposits	108,402	84,693
Capital Works Program	68,255	99,490
Funding the Capital Works Programs		
Grants	19,988	33,860
Contributions	12,158	19,343
Council cash	33,665	39,287
Borrowings	2,445	7,000

Budgeted expenditure by strategic objective	2022-23 Budget	
	\$'000	%
1. We empower our communities to be healthy, connected and resilient.	50,768	33.01%
2. We support the creation of liveable spaces and places.	22,378	14.55%
3. We value our natural assets and support our biodiversity to thrive.	22,471	14.61%
4. We support our productive land and employment land to grow local industries.	1,004	0.65%
5. We are responsible leaders.	57,176	37.18%

6. Rounding

Unless otherwise stated, amounts in the budget have been entered in whole dollars and cents then rounded to the nearest thousand dollars. Total figures in the financial statements and accompanying notes and schedules reflect the true budgeted amount and may differ slightly when rounded figures are manually added due to rounding.

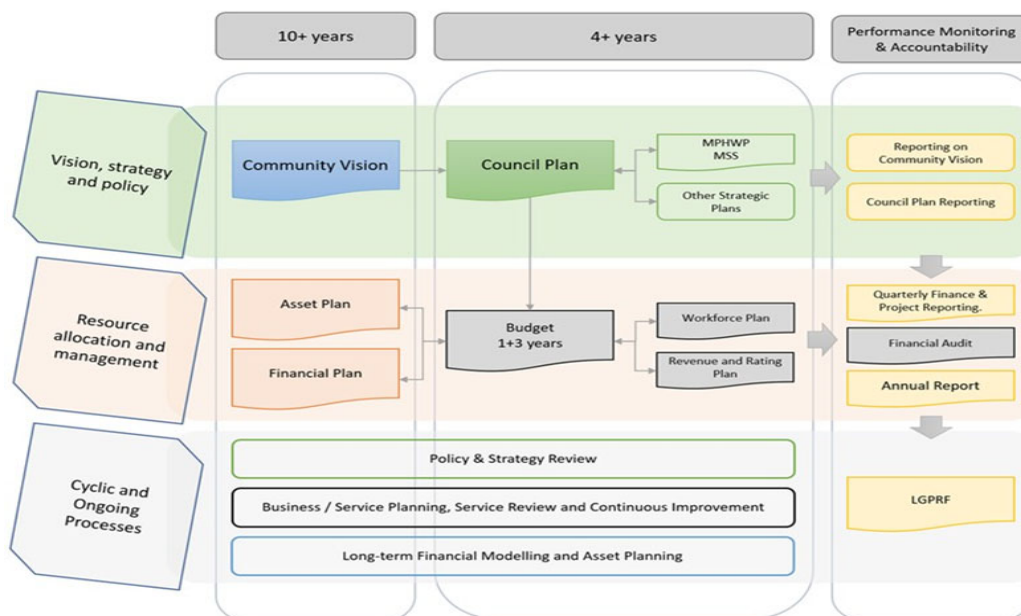
I. Link to the Council Plan



This section describes how the Budget links to the achievement of the Community Vision and Council Plan within an overall integrated planning and reporting framework. This framework guides the Council in identifying community needs and aspirations over the long term (Community Vision and Financial Plan), medium term (Council Plan, Workforce Plan, and Revenue and Rating Plan) and short term (Budget) and then holding itself accountable (Annual Report).

I.1.1 Legislative planning and accountability framework

The Budget is a rolling four-year plan that outlines the financial and non-financial resources that Council requires to achieve the strategic objectives described in the Council Plan. The diagram below depicts the integrated planning and reporting framework that applies to local government in Victoria. At each stage of the integrated planning and reporting framework there are opportunities for community and stakeholder input. This is important to ensure transparency and accountability to both residents and ratepayers.



Source: Department of Jobs, Precinct and Regions

I.1.2 Key planning considerations

Service level planning

Although councils have a legal obligation to provide some services - such as animal management, local roads, food safety and statutory planning - most council services are not legally mandated, including some services closely associated with councils, such as libraries, building permits and sporting facilities. Further, over time, the needs and expectations of communities can change.

Therefore councils need to have robust processes for service planning and review to ensure all services continue to provide value for money and are in line with community expectations. In doing so, councils should engage with communities to determine how to prioritise resources and balance service provision against other responsibilities such as asset maintenance and capital works.

Community consultation needs to be in line with a council's adopted Community Engagement Policy.

1. Link to the Council Plan



1.2 Our purpose

Our Vision

The unique identity of our urban, hills and rural areas is strengthened. We meet the challenges we face together as a community. How we respond balances the needs of our people, businesses, our productive land and natural environments.

Our Values

Underpinning Council's Human Resources Strategy, our values framework considers how staff work as individuals, across the organisation, and with the local community.

The framework also supports Council's vision with the five key values:

- Teamwork
- Respect
- Accountability
- Communication
- Customer focus

Each of these values includes four key behaviours to demonstrate and call to account the way staff behave each day at work.

1.3 Strategic Objectives

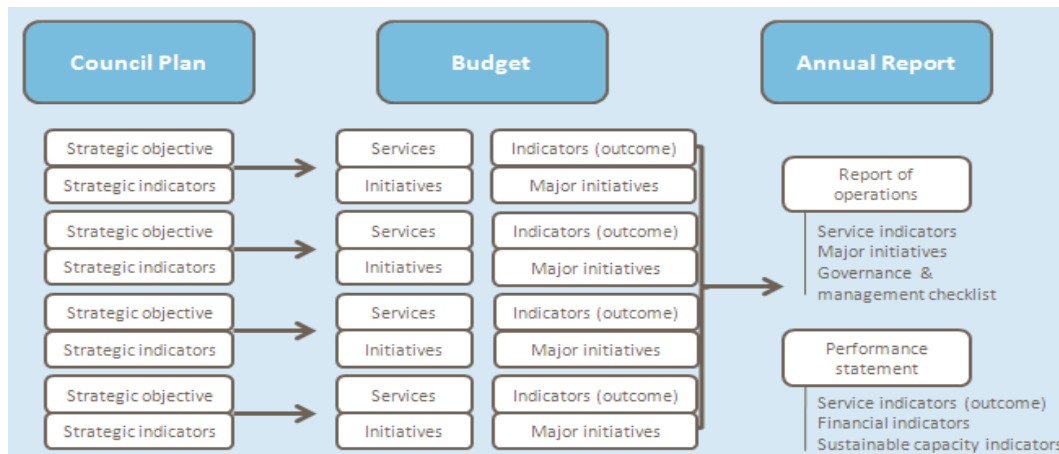
The Council delivers activities and initiatives under 67 major service area categories. Each contributes to the achievement of the Council's Vision as set out in the Council Plan. Council has identified five Strategic Objective Areas for 2021-25, which are an integral part of achieving the Council Plan. The Annual Budget converts these activities and initiatives into financial terms to ensure that there are sufficient resources for their achievement. The following table lists the Strategic Objectives as described in the Council Plan.

Strategic Objective	Description
1. We empower our communities to be healthy, connected and resilient.	We work together to support everyone to be healthy, active and connected. Individuals feel included, safe and are valued for who they are. We have zero tolerance for all forms of discrimination. Our community services and facilities meet the diverse needs of our communities.
2. We support the creation of liveable spaces and places.	Cardinia Shire is a great place to live, work and play. How we plan and grow creates places that enhance our community's health and wellbeing and protects what we love.
3. We value our natural assets and support our biodiversity to thrive.	We place a high value on our natural assets and biodiversity. We take action to help our natural assets and biodiversity thrive and build their resilience to climate change and natural hazards. We enhance green spaces and habitat links, support our communities to live sustainably, and champion sustainable development and waste management practices.
4. We support our productive land and employment land to grow local industries.	Our rich supply of productive land, employment land, distance to markets, and education opportunities enhance Cardinia Shire as south east Melbourne's jobs capital. We work closely with farmers, businesses and industry to enhance our shire as a place to invest in the long-term, attract new industries, innovations, skill development and local job creation.
5. We are responsible leaders.	We practise good governance, meet recognised standards of excellence and ensure future generations benefit from our decisions. We make informed and responsive decisions that balance our current and future community's needs.

2. Services and service performance indicators



This section provides a description of the services and initiatives to be funded in the Budget for the 2022-23 year and how these will contribute to achieving the strategic objectives outlined in the Council Plan. It also describes several initiatives and service performance outcome indicators for key areas of Council's operations. Council is required by legislation to identify initiatives and service performance outcome indicators in the Budget and report against them in their Annual Report to support transparency and accountability. The relationship between these accountability requirements in the Council Plan, the Budget and the Annual Report is shown below.



Source: Department of Jobs, Precincts and Regions

Unless otherwise stated, amounts in the budget have been entered in whole dollars and cents then rounded to the nearest thousand dollars. Total figures in the financial statements and accompanying notes and schedules reflect the true budgeted amount and may differ slightly when rounded figures are manually added due to rounding.

2.1 Strategic Objective 1: We empower our communities to be healthy, connected and resilient.

We work together to support everyone to be healthy, active and connected. Individuals feel included, safe and are valued for who they are. We have zero tolerance for all forms of discrimination. Our community services and facilities meet the diverse needs of our communities.

Services

Services	Service Objective		2020-21	2021-22	2022-23
			Actual	Forecast	Budget
			\$'000	\$'000	\$'000
Arts and Creative Industries	Provide the Cardinia community with a high quality venue for community, civic, cultural, social, business, and entertainment events and services. Attract regional use of the venue and its services and experiences. Contribute to the cultural development of the Shire.	Income	160	282	555
		Expenses	796	1,192	1,325
		Surplus / (Deficit)	(636)	(910)	(770)

2. Services and service performance indicators



Community Infrastructure and Service Planning	Provide support and resources for children's services in the municipality and advocate on their behalf, support the inclusion of children with additional needs and culturally and linguistically diverse backgrounds in mainstream children's services, assist with the future planning of children's services in Cardinia, and advocate for the provision of infrastructure with government departments. To implement externally funded projects, including Best Start.	<i>Income</i>	732	852	729
		<i>Expenses</i>	1,228	1,963	2,074
		<i>Surplus / (Deficit)</i>	(497)	(1,111)	(1,345)
Connected Communities	Provide opportunities for residents to meaningfully participate in decision making processes that affect their community, support individuals and communities through the provision of resources and fostering of partnerships between individuals and within communities, and assist with the development of strong and resilient communities that have the ability to identify and meet the communities' needs, achieve self-reliance, contribute to solutions and support their own advocacy efforts.	<i>Income</i>	111	108	95
		<i>Expenses</i>	1,273	1,342	1,357
		<i>Surplus / (Deficit)</i>	(1,161)	(1,234)	(1,262)
Compliance Services	Compliance Services was formed with the bringing together of the following areas: Local Laws, Health, and Planning Enforcement. Services provide to the community include animal management, enforcement of Local Laws, management of school crossing, immunisation for adults and children through public sessions and school programs, investigation of complaints about situations which can affect the health and wellbeing of the public and work with food premises business owners providing advice on food safety.	<i>Income</i>	1,935	2,221	2,407
		<i>Expenses</i>	3,066	3,444	3,750
		<i>Surplus / (Deficit)</i>	(1,131)	(1,223)	(1,343)
Egap	Provide internet services for the public at various community centres throughout the Shire.	<i>Income</i>	0	0	0
		<i>Expenses</i>	28	30	30
		<i>Surplus / (Deficit)</i>	(28)	(30)	(30)
Events	Provide support and resources for key events per year, including White Ribbon Day.	<i>Income</i>	0	0	0
		<i>Expenses</i>	3	10	10
		<i>Surplus / (Deficit)</i>	(3)	(10)	(10)

2. Services and service performance indicators



Family and Community Services Management	To provide leadership and community partnerships that create, sustain and enhance connected, inclusive and engaged communities that value diversity and healthy lifestyles. To manage and support community services business unit in the effective and efficient delivery of programs across the municipality. To provide evidenced based best practice in community services delivery in Cardinia.	<i>Income</i>	49	61	61
		<i>Expenses</i>	316	320	339
		<i>Surplus / (Deficit)</i>	(267)	(259)	(278)
Health	To minimise environmental problems within the community and as far as practicable to ensure food safety within the community.	<i>Income</i>	417	450	463
		<i>Expenses</i>	1,167	1,193	1,271
		<i>Surplus / (Deficit)</i>	(751)	(743)	(808)
Infectious Diseases Control	To increase the community's immunity to preventable infectious diseases and to increase the rate of immunisation against vaccine preventable diseases.	<i>Income</i>	71	87	87
		<i>Expenses</i>	199	217	359
		<i>Surplus / (Deficit)</i>	(128)	(130)	(272)
Library	Council's Library program services the Pakenham and Emerald Libraries, and provides for a mobile library service to other townships within the Shire.	<i>Income</i>	0	0	0
		<i>Expenses</i>	2,263	2,375	3,938
		<i>Surplus / (Deficit)</i>	(2,263)	(2,375)	(3,938)
Maternal and Child Health	Promote healthy outcomes for children from birth to school age and their families, by providing a comprehensive and focused approach to managing physical, emotional and/or social factors affecting them in their community.	<i>Income</i>	2,136	2,415	2,315
		<i>Expenses</i>	3,252	3,902	4,438
		<i>Surplus / (Deficit)</i>	(1,117)	(1,487)	(2,122)
Community Safety and Inclusion	To work in collaboration with relevant agencies to continuously improve the Municipal Emergency Management Plan. To facilitate planning to ensure Cardinia Shire Council remains at the forefront of Emergency Management. Develop Council's capacity and capability to undertake its mandated Emergency Management roles and responsibilities.	<i>Income</i>	487	213	196
		<i>Expenses</i>	1,148	1,368	1,408
		<i>Surplus / (Deficit)</i>	(661)	(1,155)	(1,211)
Community Strengthening	Deliver wellbeing and liveability outcomes for our community through an evidence based, planned, integrated and preventative approach.	<i>Income</i>	33	359	0
		<i>Expenses</i>	856	1,261	1,025
		<i>Surplus / (Deficit)</i>	(823)	(902)	(1,025)
Youth Services	Provide quality services, events and programs for young people and their families. Seek the opinions of Cardinia's young people in relation to personal and community issues and aspirations. Encourage community leadership and volunteer initiatives that strengthen youth support networks and individuals.	<i>Income</i>	140	147	126
		<i>Expenses</i>	1,027	1,051	1,053
		<i>Surplus / (Deficit)</i>	(887)	(904)	(927)

2. Services and service performance indicators



Initiatives

1	Develop the next phase of the Together We Can initiative, with an increased focus on gender equality and financial literacy.
2	Review and update the Safer Communities Strategy to incorporate Crime Prevention Through Environmental Design (CPTED).
3	Implement and monitor the Safer Communities Strategy.
4	Support the delivery of an annual calendar of events and programs that celebrate our diverse community, its arts and culture.
5	Implement the endorsed Liveability Plan Action Agenda 2021-25.
6	Continue to drive the Services for Success initiative to attract health and social services including mental health services.
7	Advocate for funding to construct a multicultural centre in Cardinia Shire.

Service Performance Outcome Indicators

Libraries	Participation	Active library borrowers. (Percentage of the population that are active library borrowers)	[The sum of the number of active library borrowers in the last 3 financial years / The sum of the population in the last 3 financial years] x100
Maternal and Child Health	Participation	Participation in the MCH service. (Percentage of children enrolled who participate in the MCH service)	[Number of children who attend the MCH service at least once (in the financial year) / Number of children enrolled in the MCH service] x100
Maternal and Child Health	Participation	Participation in the MCH service by Aboriginal children. (Percentage of Aboriginal children enrolled who participate in the MCH service)	[Number of Aboriginal children who attend the MCH service at least once (in the financial year) / Number of Aboriginal children enrolled in the MCH service] x100
Animal Management	Health and safety	Animal management prosecutions. (Percentage of animal management prosecutions which are successful)	Number of successful animal management prosecutions / Total number of animal management prosecutions
Food safety	Health and safety	Critical and major non-compliance outcome notifications. (Percentage of critical and major non-compliance outcome notifications that are followed up by Council)	[Number of critical non-compliance outcome notifications and major non-compliance outcome notifications about a food premises followed up / Number of critical non-compliance outcome notifications and major non-compliance outcome notifications about food premises] x100

2. Services and service performance indicators



2.2 Strategic Objective 2: We support the creation of liveable spaces and places.

Cardinia Shire is a great place to live, work and play. How we plan and grow creates places that enhance our community's health and wellbeing and protects what we love.

Services

Service area	Service Objective		2020-21	2021-22	2022-23
			Actual \$'000	Forecast \$'000	Budget \$'000
Active Communities Management	Provide co-ordinated and strategic leadership to the Active Communities business unit, including co-ordination of strategy development in each area of operation, and ensure effective management and operation of the business unit.	<i>Income</i>	0	0	0
		<i>Expenses</i>	345	339	342
		<i>Surplus / (Deficit)</i>	(345)	(339)	(342)
Aquatic and Recreation Facilities	Develop and maintain high quality aquatic and dry recreation venues to encourage high level of participation at all facilities, and work in partnership with service providers to ensure the provision of high quality, well managed facilities and services.	<i>Income</i>	812	491	44
		<i>Expenses</i>	2,443	2,214	1,659
		<i>Surplus / (Deficit)</i>	(1,631)	(1,722)	(1,616)
Asset Management	To ensure that council's strategic and corporate objectives in relation to assets and infrastructure are effectively implemented.	<i>Income</i>	0	0	0
		<i>Expenses</i>	772	1,065	1,033
		<i>Surplus / (Deficit)</i>	(772)	(1,065)	(1,033)
Bridges	To maintain the bridge network in order to provide the safe travel of vehicles and pedestrians. To enable the preservation of the network at an acceptable standard.	<i>Income</i>	3	0	0
		<i>Expenses</i>	232	268	310
		<i>Surplus / (Deficit)</i>	(229)	(268)	(310)
Building Management	To administer and enforce building legislation within the Shire.	<i>Income</i>	231	149	159
		<i>Expenses</i>	5,106	4,903	5,320
		<i>Surplus / (Deficit)</i>	(4,875)	(4,754)	(5,160)
Capital Works, Community Capital Works Grants and Priority Works	Expenditure on projects which is recorded as an expense in Council's financial statements, and not recorded as an asset.	<i>Income</i>	1,348	1,027	3,516
		<i>Expenses</i>	9,386	2,566	8,687
		<i>Surplus / (Deficit)</i>	(8,038)	(1,539)	(5,170)
Community Infrastructure	To effectively manage council's community infrastructure, as well as open space and traffic related technical services.	<i>Income</i>	641	584	561
		<i>Expenses</i>	2,833	2,613	2,840
		<i>Surplus / (Deficit)</i>	(2,192)	(2,028)	(2,279)

2. Services and service performance indicators



Community Infrastructure Delivery Management	To effectively manage the areas of major roads projects and community infrastructure.	<i>Income</i>	0	0	0
		<i>Expenses</i>	43	83	133
		<i>Surplus / (Deficit)</i>	(43)	(83)	(133)
Community Recreation	Maximise opportunities for local residents to participate in recreation by ensuring people with special needs are included in the planning and delivery of community recreation facilities and services, supporting reserve committees of management in managing and improving facilities, supporting sport-recreation clubs to provide-improve recreational opportunities, and promote healthy lifestyles and participation in sport and recreation activities.	<i>Income</i>	408	108	109
		<i>Expenses</i>	1,612	1,118	1,293
		<i>Surplus / (Deficit)</i>	(1,204)	(1,010)	(1,184)
Development	To ensure that council's strategic and corporate objectives in relation to assets and infrastructure are effectively implemented.	<i>Income</i>	1,438	1,595	2,138
		<i>Expenses</i>	1,609	1,917	1,887
		<i>Surplus / (Deficit)</i>	(171)	(322)	251
Development Services	To administer and enforce the aims and objectives of the Cardinia Planning Scheme.	<i>Income</i>	609	706	626
		<i>Expenses</i>	766	872	994
		<i>Surplus / (Deficit)</i>	(157)	(166)	(368)
Developer Contribution Plans	To record the operating income and expenditure of Developer Contribution Plans (DCPs), which is primarily interest earned on investments.	<i>Income</i>	232	0	400
		<i>Expenses</i>	0	0	0
		<i>Surplus / (Deficit)</i>	232	0	400
Drainage Maintenance	To maintain the drainage infrastructure in order to protect both the road asset and private property and ensure a safe road network in all weather conditions.	<i>Income</i>	22	0	0
		<i>Expenses</i>	1,908	2,250	2,496
		<i>Surplus / (Deficit)</i>	(1,886)	(2,250)	(2,496)
Emerald Lake Park	Support the value of the park to the community of Cardinia and Victoria by effectively managing the park's commercial and recreational visitor services, coordinating the park's marketing and promotion, increasing park usage, optimising park revenues, and attracting funding for park improvements.	<i>Income</i>	158	153	141
		<i>Expenses</i>	155	122	110
		<i>Surplus / (Deficit)</i>	3	31	30
Emerald Lake Park Maintenance and Operations	To provide a safe, enjoyable environment for users of the park, while improving facilities and service levels and reducing ratepayer subsidy.	<i>Income</i>	0	0	0
		<i>Expenses</i>	120	159	162
		<i>Surplus / (Deficit)</i>	(120)	(159)	(162)

2. Services and service performance indicators



Fleet and Workshop	Maintain a plant fleet in an efficient manner, whilst minimising Council's costs, to deliver the standards agreed to by Council. NB - this is an internally generated revenue. Throughout each program's expenses, is the offsetting fleet expenditure.	<i>Income</i>	146	135	135
		<i>Expenses</i>	(1,616)	(1,231)	(1,247)
		<i>Surplus / (Deficit)</i>	1,762	1,367	1,382
Footpaths and Street Furniture - Operations	To maintain the street furniture, footpaths and shared path network while ensuring safety and accessibility to residents and visitors.	<i>Income</i>	43	1	1
		<i>Expenses</i>	596	590	575
		<i>Surplus / (Deficit)</i>	(553)	(589)	(574)
Growth Area Planning and Subdivisions	Prepare and implement Precinct Structure Plans, Infrastructure Contributions Plans and Urban Design Frameworks.	<i>Income</i>	123	13	7
		<i>Expenses</i>	251	755	1,498
		<i>Surplus / (Deficit)</i>	(128)	(742)	(1,492)
Infrastructure Services Management	To ensure that council's strategic and corporate objectives in relation to assets and infrastructure are effectively implemented.	<i>Income</i>	0	0	0
		<i>Expenses</i>	174	229	235
		<i>Surplus / (Deficit)</i>	(174)	(229)	(235)
Major Roads Projects	Deliver major roads capital projects, including Sealing the Hills project.	<i>Income</i>	(0)	0	0
		<i>Expenses</i>	13	66	6
		<i>Surplus / (Deficit)</i>	(14)	(66)	(6)
Operations Management	To efficiently and effectively manage Cardinia Council's operational activities whilst ensuring compliance with the road management act and other relevant legislation.	<i>Income</i>	12	2,389	0
		<i>Expenses</i>	1,444	3,785	1,439
		<i>Surplus / (Deficit)</i>	(1,432)	(1,396)	(1,439)
Parks and Gardens Operations	Maintain Council's parks, wet lands, garden beds, street and road-side trees and playgrounds to an aesthetically pleasing and safe standard to enable maximum utilisation by the community.	<i>Income</i>	163	0	0
		<i>Expenses</i>	8,719	9,438	10,322
		<i>Surplus / (Deficit)</i>	(8,556)	(9,438)	(10,322)
Parks Planning	Development of strategic direction and activation of Council's passive reserves and open spaces.	<i>Income</i>	3	10	10
		<i>Expenses</i>	410	459	591
		<i>Surplus / (Deficit)</i>	(407)	(449)	(580)
Future Communities	Plan for (and provide advice) to Council on long term community outcomes and the various land use planning, policy, advocacy, funding and partnerships that may be required to deliver those outcomes as they relate to Council's priority precincts.	<i>Income</i>	0	282	508
		<i>Expenses</i>	149	499	704
		<i>Surplus / (Deficit)</i>	(149)	(217)	(196)
Recreation Planning	Provide assets and infrastructure that improve the quality of life and are sustainable, and ensure young people of the Shire are provided with access to a range of support services, and social, cultural, and recreational opportunities.	<i>Income</i>	0	0	0
		<i>Expenses</i>	369	407	458
		<i>Surplus / (Deficit)</i>	(369)	(407)	(458)
Rental Properties	Provide access to affordable housing for the aged and disabled.	<i>Income</i>	292	250	261
		<i>Expenses</i>	68	162	167
		<i>Surplus / (Deficit)</i>	224	88	94

2. Services and service performance indicators



Sealed Roads	To maintain the sealed road network in order to provide safe travel for vehicles and pedestrians and to enable the preservation of the network at an acceptable standard.	<i>Income</i>	0	2	2
		<i>Expenses</i>	1,252	1,215	1,248
		<i>Surplus / (Deficit)</i>	(1,252)	(1,213)	(1,245)
Statutory Planning	To assess planning permit applications against the Cardinia Planning Scheme to maintain and facilitate orderly development consistent with both local and state policies.	<i>Income</i>	1,277	1,610	1,710
		<i>Expenses</i>	1,637	1,435	1,748
		<i>Surplus / (Deficit)</i>	(360)	175	(38)
Strategic Planning	Develop and maintain a sound planning policy framework to provide for the sustainable development of the natural and built environment in the Shire.	<i>Income</i>	6	23	11
		<i>Expenses</i>	2,067	2,080	1,372
		<i>Surplus / (Deficit)</i>	(2,061)	(2,057)	(1,362)
Unsealed Roads	To maintain the unsealed road network in order to provide safe travel of vehicles - pedestrians and to enable the preservation of the network at an acceptable standard.	<i>Income</i>	1,650	1,683	1,773
		<i>Expenses</i>	4,065	4,433	4,387
		<i>Surplus / (Deficit)</i>	(2,415)	(2,750)	(2,614)

Initiatives

8	Develop a municipal-wide community infrastructure plan, and include relevant projects in the 10-year capital program.
9	Advocate for increased public transport services, frequency and multi-modal connectivity within the shire and greater south east region.
10	Plan and deliver infrastructure upgrades to our road network to meet the needs of the current and future population.
11	Develop and upgrade shared pathways and walking tracks across the shire.
12	Plan and deliver accessible and inclusive recreation and community facilities.
13	Work with the Victorian Government and relevant stakeholders to encourage sustainable supply of social and affordable housing across the shire.
14	Develop an Open Space Strategy and Recreation/Sports Plan for Cardinia.
15	Develop a feasibility plan for the Cardinia Life facility with a range of future options for aquatic and indoor sports.
16	Advocate to the State and Federal Governments for increased investment for all transport modes, including road safety treatments.
17	Review and update Council's Road Safety Plan.
18	Design Pakenham town centre streetscape upgrades.
19	Commence Pakenham town centre streetscape upgrades.
20	Progress Pakenham town centre streetscape upgrades.
21	Complete Pakenham town centre streetscape upgrades.

Service Performance Outcome Indicators

Service	Indicator	Performance	Computation
Aquatic Facilities	Utilisation	Utilisation of aquatic facilities. (Number of visits to aquatic facilities per head of population)	Number of visits to aquatic facilities / Population

2. Services and service performance indicators



Statutory planning	Decision making	Council planning decisions upheld at VCAT. (Percentage of planning application decisions subject to review by VCAT and that were not set aside)	[Number of VCAT decisions that did not set aside Council's decision in relation to a planning application / Number of VCAT decisions in relation to planning applications] x100
Roads	Satisfaction	Satisfaction with sealed local roads. (Community satisfaction rating out of 100 with how Council has performed on the condition of sealed local roads)	Community satisfaction rating out of 100 with how Council has performed on the condition of sealed local roads.

2.3 Strategic Objective 3: We value our natural assets and support our biodiversity to thrive.

We place a high value on our natural assets and biodiversity. We take action to help our natural assets and biodiversity thrive and build their resilience to climate change and natural hazards. We enhance green spaces and habitat links, support our communities to live sustainably, and champion sustainable development and waste management practices.

Services

Services	Service Objective		2020-21	2021-22	2022-23
			Actual	Forecast	Budget
			\$'000	\$'000	\$'000
Cleansing	To ensure that parks, reserves and roads are maintained free of litter and to maintain public conveniences in a hygienic condition.	<i>Income</i>	0	0	0
		<i>Expenses</i>	370	303	405
		<i>Surplus / (Deficit)</i>	(370)	(303)	(405)
Domestic Waste Water	To ensure that domestic water is disposed of in accordance with the State Environment Protection Policy, Environment Protection Act and Cardinia Council policy.	<i>Income</i>	44	40	45
		<i>Expenses</i>	297	323	209
		<i>Surplus / (Deficit)</i>	(253)	(283)	(164)
Environment Maintenance and Programs	Facilitate the on-going maintenance of natural and cultural resources in the Shire.	<i>Income</i>	301	36	6
		<i>Expenses</i>	519	620	638
		<i>Surplus / (Deficit)</i>	(218)	(584)	(633)
Environment Management	To facilitate sound environmental management of natural and cultural resources within the Cardinia shire. To lead Council and the community towards an environmentally sustainable future.	<i>Income</i>	46	0	0
		<i>Expenses</i>	793	967	1,357
		<i>Surplus / (Deficit)</i>	(748)	(967)	(1,357)

2. Services and service performance indicators



General Garbage Charge	To deliver efficient and cost effective waste disposal to the community.	<i>Income</i>	13,121	14,565	15,886
		<i>Expenses</i>	13,662	15,053	16,231
		<i>Surplus / (Deficit)</i>	(542)	(487)	(345)
Green Waste	To ensure the efficient and effective collection, removal and disposal of waste within the Municipality. To provide services that encourage diversion of waste from landfill and resource recovery.	<i>Income</i>	3,080	3,514	3,774
		<i>Expenses</i>	3,042	3,126	3,346
		<i>Surplus / (Deficit)</i>	38	388	427
Weed Management	To manage current weed populations in an effective manner across the Shire's open space and road reserve network, with a long term aim to reach eradication.	<i>Income</i>	232	71	30
		<i>Expenses</i>	274	347	284
		<i>Surplus / (Deficit)</i>	(41)	(276)	(255)

Initiatives

22	Develop the next five-year action plan for the Waste and Resource Recovery Strategy.
23	Implement the five-year action plan for the Waste and Resource Recovery Strategy.
24	Implement initiatives in the Aspirational Energy Strategy.
25	Implement initiatives in the Integrated Water Management Plan.
26	Implement initiatives in the Biodiversity Conservation Strategy.
27	Develop an Environmentally Sustainable Design Policy.
28	Incorporate the Environmentally Sustainable Design Policy into the planning scheme.
29	Provide the community with tools to assist in the management of natural threats and emergencies.

Service Performance Outcome Indicators

Service	Indicator	Performance Measure	Computation
Waste collection	Waste diversion	Kerbside collection waste diverted from landfill. (Percentage of garbage, recyclables and green organics collected from kerbside bins that is diverted from landfill)	[Weight of recyclables and green organics collected from kerbside bins / Weight of garbage, recyclables and green organics collected from kerbside bins] x100

2. Services and service performance indicators



2.4 Strategic Objective 4: We support our productive land and employment land to grow local industries.

Our rich supply of productive land, employment land, distance to markets, and education opportunities enhance Cardinia Shire as south east Melbourne's jobs capital. We work closely with farmers, businesses and industry to enhance our shire as a place to invest in the long-term, attract new industries, innovations, skill development and local job creation.

Services

Services	Service Objective		2020-21	2021-22	2022-23
			Actual \$'000	Forecast \$'000	Budget \$'000
Economic Development	Increase local employment opportunity, economic prosperity, and community amenity through encouragement and support for sustainable business development and sustainable new investment.	<i>Income</i>	120	575	0
		<i>Expenses</i>	802	1,534	1,005
		<i>Surplus / (Deficit)</i>	(682)	(959)	(1,005)

Initiatives

30	Advocate for the development of green wedge management plans.
31	Advocate for a South East Melbourne Airport.
32	Develop an Investment Attraction Plan for Cardinia Shire employment precincts.
33	Develop and deliver initiatives within the Economic Development Strategy, including the visitor economy and tourism.
34	Facilitate investment in our townships to support businesses and vibrant communities.
35	Advocate for the growth of local education opportunities that improve skills and employment pathways.
36	Implement the Cardinia Community Food Strategy and Action Plan.
37	Develop a Business Innovation Strategy.
38	Implement the Business Innovation Strategy.
39	Actively protect key heritage sites within the shire.

2.5 Strategic Objective 5: We practise responsible leadership.

We practise good governance, meet recognised standards of excellence and ensure future generations benefit from our decisions. We are accountable and make informed and responsive decisions that balance our current and future community's needs.

Services

Services	Service Objective		2020-21	2021-22	2022-23
			Actual \$'000	Forecast \$'000	Budget \$'000
Chief Executive Officer	Capture all income and expenditure specifically relating to the Chief Executive Officer and Executive Assistant.	<i>Income</i>	0	0	0
		<i>Expenses</i>	519	497	521
		<i>Surplus / (Deficit)</i>	(519)	(497)	(521)

2. Services and service performance indicators



Communications	Facilitate effective communication between Cardinia Council, the community and other stakeholders.	<i>Income</i>	1	0	0
		<i>Expenses</i>	1,149	1,443	1,584
		<i>Surplus / (Deficit)</i>	(1,148)	(1,443)	(1,584)
Corporate Financials and Rates and Revenue Services	Manage the financial aspects of asset sales and also depreciation, being the value of wear and tear of Council's non-currents assets over their useful life. Manage Cardinia's rateable properties and provide a responsive, solution focused service to rate queries.	<i>Income</i>	85,062	89,026	92,306
		<i>Expenses</i>	27,150	29,936	32,437
		<i>Surplus / (Deficit)</i>	57,912	59,090	59,869
Corporate Management	Provide leadership and direction to Council staff to ensure Council's vision and Council plans and decisions are achieved.	<i>Income</i>	6	0	0
		<i>Expenses</i>	2,249	2,217	2,267
		<i>Surplus / (Deficit)</i>	(2,243)	(2,217)	(2,267)
Customer Service	Provide customer service that is responsive to residents and is solution focused.	<i>Income</i>	0	0	0
		<i>Expenses</i>	1,356	1,194	1,309
		<i>Surplus / (Deficit)</i>	(1,356)	(1,194)	(1,309)
Emergency Events and Pandemic Response & Emergency Management	Capture all income and expenditure relating to Emergency Events (floods, bushfires) and the COVID-19 pandemic.	<i>Income</i>	3,176	245	185
		<i>Expenses</i>	3,843	1,222	195
		<i>Surplus / (Deficit)</i>	(668)	(977)	(10)
Finance Management and Purchasing	Ensure balanced budget outcomes and prudent management of debt and asset management, for a sustainable financial environment recognising inter-generational responsibility. Ensure councils procurement is managed in a sustainable manner to achieve the best outcome for Cardinia Shire.	<i>Income</i>	10,929	10,610	11,683
		<i>Expenses</i>	4,304	4,334	6,016
		<i>Surplus / (Deficit)</i>	6,625	6,276	5,667
Governance & Property and Property & Valuation	Promote Council activities in a positive way, develop policy as required, and monitor compliance with legislative requirements. Manage the Council's property portfolio and to ensure that the revaluation processes are conducted efficiently.	<i>Income</i>	69	1	1
		<i>Expenses</i>	633	729	876
		<i>Surplus / (Deficit)</i>	(564)	(728)	(875)
HR & Payroll and Learning & Organisation Development	Provide services that are responsive to organisational needs, ensure legislative compliance, and support the development of a competent, flexible, and focused workforce committed to our shared values.	<i>Income</i>	0	0	0
		<i>Expenses</i>	1,567	2,075	2,255
		<i>Surplus / (Deficit)</i>	(1,567)	(2,075)	(2,255)
Information Services	Provide the technological support to Council business units to improve their efficiency in delivery of Council services. Ensure Council's permanent and temporary corporate information is properly classified and stored to enable ease of access by staff, and to minimise Council's risk in the event of any litigation or fire.	<i>Income</i>	0	0	0
		<i>Expenses</i>	4,509	5,337	5,565
		<i>Surplus / (Deficit)</i>	(4,509)	(5,337)	(5,565)

2. Services and service performance indicators



Mayor and Councillors	Effectively resource the operations of the elected Council, including an allocation for the cost of Council elections every four years.	<i>Income</i>	1	10	5
		<i>Expenses</i>	1,028	1,048	1,118
		<i>Surplus / (Deficit)</i>	(1,027)	(1,037)	(1,113)
Risk, Health and Safety	Minimise Council's exposure to risk and ensure Council staff have received the appropriate training and are operating in a safe workplace.	<i>Income</i>	1	2	5
		<i>Expenses</i>	1,463	2,218	2,215
		<i>Surplus / (Deficit)</i>	(1,462)	(2,216)	(2,210)
Performance & Improvement and Customer & Service Improvement	Provide consistent integrated business planning processes ensuring actions align to the key directions of Council, monitor the effectiveness of these plans and associated service delivery through corporate performance and business activity monitoring, and build a culture of innovation through a continued focus on analysis, improvement and change implementation.	<i>Income</i>	0	0	0
		<i>Expenses</i>	703	743	819
		<i>Surplus / (Deficit)</i>	(703)	(743)	(819)

Initiatives

40	Implement the Community Engagement Policy, exceeding legislative requirements for community engagement.
41	Publicly report on Council decisions made and their implementation to demonstrate transparent decision making.
42	Develop a long-term financial plan that ensures financial sustainability.
43	Develop a strategy aimed at alternative revenue streams.
44	Implement the strategy aimed at alternative revenue streams.
45	Publicly report the organisation's performance on a quarterly basis, including customer service outcomes.
46	Implement the Cardinia Shire Advocacy Plan and work with strategic partners on shared advocacy initiatives.
47	Review the 10-year Financial Plan to further drive efficiency and cost control.

Service Performance Outcome Indicators

Service	Indicator	Performance Measure	Computation
Governance	Satisfaction	Satisfaction with Council decisions. (Community satisfaction rating out of 100 with how Council has performed in making decisions in the interest of the community)	Community satisfaction rating out of 100 with the performance of Council in making decisions in the interest of the community

2. Services and service performance indicators



2.6 Reconciliation with adjusted underlying result

	Net (Cost) Revenue	Expenditure	Revenue
	\$'000	\$'000	\$'000
1. We empower our communities to be healthy, connected and resilient.	(38,656)	50,768	12,112
2. We support the creation of liveable spaces and places.	(15,342)	22,378	7,036
3. We value our natural assets and support our biodiversity to thrive.	(2,731)	22,471	19,740
4. We support our productive land and employment land to grow local industries.	(1,004)	1,004	0
5. We practise responsible leadership.	47,007	57,177	104,184
Surplus/(deficit) for the year (excluding capital income and other abnormals)	(10,727)	153,798	143,072
add back: Recurrent capital grants	2,569		
Adjusted underlying surplus/(deficit)	(8,157)		

3. Financial Statements



This section presents information in regard to the Financial Statements and Statement of Human Resources. The budget information for the year 2022-23 has been supplemented with projections to 2025-26.

This section includes the following financial statements prepared in accordance with the *Local Government Act 2020* and the *Local Government (Planning and Reporting) Regulations 2020*.

- Comprehensive Income Statement
- Balance Sheet
- Statement of Changes in Equity
- Statement of Cash Flows
- Statement of Capital Works
- Statement of Human Resources

Unless otherwise stated, amounts in the budget have been entered in whole dollars and cents then rounded to the nearest thousand dollars. Total figures in the financial statements and accompanying notes and schedules reflect the true budgeted amount and may differ slightly when rounded figures are manually added due to rounding.

3.1 Comprehensive Income Statement

For the four years ending 30 June 2026

		Forecast	Budget	Projections		
		2021-22	2022-23	2023-24	2024-25	2025-26
	Notes	\$'000	\$'000	\$'000	\$'000	\$'000
Income						
Rates and charges	4.1.1	106,648	111,477	116,814	121,763	126,811
Statutory fees and fines	4.1.2	5,260	5,921	6,165	6,318	6,444
User fees	4.1.3	2,422	2,810	2,862	2,910	2,959
Grants - Operating	4.1.4	20,203	19,731	16,445	16,815	17,193
Grants - Capital	4.1.4	26,419	33,860	31,442	29,265	28,318
Contributions - monetary	4.1.5	314	314	350	350	350
Capital contributions - monetary	4.1.5	3	3	3	3	3
Development levies - monetary	4.1.5	14,681	17,681	20,465	24,681	24,191
Contributions - non-monetary	4.1.5	42,739	40,000	40,000	40,000	40,000
Other income	4.1.7	2,257	2,819	3,211	3,313	3,503
Total income		220,947	234,616	237,758	245,419	249,773
Expenses						
Employee costs	4.1.8	45,384	48,177	49,854	52,103	54,519
Materials and services	4.1.9	61,776	70,575	63,076	64,672	66,373
Bad & doubtful debts	4.1.10	126	189	156	156	156
Depreciation	4.1.11	28,256	30,380	31,715	32,743	33,592
Amortisation - intangible assets	4.1.11	244	255	265	275	285
Amortisation - right of use assets	4.1.11	486	581	573	573	557
Borrowing costs	4.1.12	1,381	1,697	1,524	1,444	1,478
Finance costs - leases	4.1.12	158	143	127	110	93
Net loss on disposal of property, infrastructure, plant & equipment	4.1.6	0	0	0	0	0
Other expenses	4.1.13	1,935	1,802	1,885	2,326	1,969
Total expenses		139,747	153,798	149,174	154,402	159,022
Total comprehensive result		81,200	80,817	88,585	91,017	90,751
less: Capital income & other abnormals		(83,842)	(91,544)	(91,911)	(93,949)	(92,513)
add back: Recurrent capital grants		2,178	2,569	2,613	2,665	2,718
Adjusted underlying result *		(465)	(8,157)	(713)	(267)	957

*As per VAGO adjusted underlying result calculation definition.

3. Financial Statements



3.2 Balance Sheet

For the four years ending 30 June 2026

		Forecast	Budget	Projections		
		2021-22	2022-23	2023-24	2024-25	2025-26
	Notes	\$'000	\$'000	\$'000	\$'000	\$'000
Current assets						
Cash and cash equivalents		35,402	16,693	10,904	13,828	38,338
Trade and other receivables		24,112	25,568	26,639	27,561	28,473
Other financial assets		73,000	68,000	58,000	58,000	58,000
Inventories		8	8	8	8	8
Non-current assets classified as held for sale		500	500	500	500	500
Other assets		4,871	4,871	4,871	4,871	4,871
Total current assets	4.2.1	137,893	115,640	100,922	104,768	130,190
Non-current assets						
Trade and other receivables		15,785	15,785	15,785	15,785	15,785
Investments in associates and joint ventures		1,480	1,480	1,480	1,480	1,480
Property, infrastructure, plant and equipment		2,110,456	2,218,473	2,315,487	2,387,203	2,455,509
Right of use assets	4.2.4	4,844	4,271	3,698	3,125	2,567
Intangible assets		297	297	297	297	297
Total non-current assets	4.2.1	2,132,862	2,240,305	2,336,747	2,407,889	2,475,638
Total assets		2,270,755	2,355,945	2,437,669	2,512,657	2,605,828
Current liabilities						
Trade and other payables		39,009	42,516	38,243	32,576	32,375
Trust funds and deposits		10,428	10,428	10,428	10,428	10,428
Unearned income/revenue		0	0	0	0	0
Provisions		8,896	9,030	9,165	9,303	9,442
Interest bearing liabilities	4.2.3	3,349	3,478	3,198	11,498	4,019
Lease liabilities	4.2.4	516	532	548	548	566
Total current liabilities	4.2.2	62,199	65,984	61,582	64,353	56,830
Non-current liabilities						
Trade and other payables		10,402	10,472	10,471	10,472	10,472
Provisions		1,061	1,087	1,136	1,192	1,252
Interest bearing liabilities	4.2.3	29,541	30,043	28,626	10,328	20,788
Lease liabilities	4.2.4	4,465	4,455	3,364	2,805	2,228
Total non-current liabilities	4.2.2	45,469	46,056	43,597	24,797	34,740
Total liabilities		107,667	112,040	105,179	89,150	91,570
Net assets		2,163,088	2,243,905	2,332,490	2,423,507	2,514,258
Equity						
Accumulated Surplus		1,234,005	1,322,389	1,406,807	1,494,174	1,576,054
Reserves		929,083	921,516	925,683	929,333	938,204
Total equity		2,163,088	2,243,905	2,332,490	2,423,507	2,514,258

3. Financial Statements



3.3 Statement of Changes in Equity

For the four years ending 30 June 2026

	Notes	Total \$'000	Accumulated Surplus \$'000	Revaluation Reserve \$'000	Other Reserves \$'000
2021-22 Forecast Actual					
Balance at beginning of the financial year		2,081,889	1,157,224	855,439	69,226
Surplus/(deficit) for the year		81,200	81,200	-	-
Transfer from reserves		-	13,391	-	(13,391)
Transfer to reserves		-	(17,810)	-	17,810
Balance at end of the financial year		2,163,088	1,234,005	855,439	73,644
2022-23 Budget					
Balance at beginning of the financial year		2,163,088	1,234,005	855,439	73,644
Surplus/(deficit) for the year		80,817	80,817	-	-
Transfer from reserves	4.3.1	-	27,400	-	(27,400)
Transfer to reserves	4.3.1	-	(19,834)	-	19,834
Balance at end of the financial year	4.3.2	2,243,905	1,322,389	855,439	66,077
2023-24					
Balance at beginning of the financial year		2,243,905	1,322,389	855,439	66,077
Surplus/(deficit) for the year		88,585	88,585	-	-
Transfer from reserves		-	18,410	-	(18,410)
Transfer to reserves		-	(22,577)	-	22,577
Balance at end of the financial year		2,332,490	1,406,807	855,439	70,244
2024-25					
Balance at beginning of the financial year		2,332,490	1,406,807	855,439	70,244
Surplus/(deficit) for the year		91,017	91,017	-	-
Transfer from reserves		-	23,130	-	(23,130)
Transfer to reserves		-	(26,780)	-	26,780
Balance at end of the financial year		2,423,507	1,494,174	855,439	73,895
2025-26					
Balance at beginning of the financial year		2,423,507	1,494,174	855,439	73,895
Surplus/(deficit) for the year		90,751	90,751	-	-
Transfer from reserves		-	17,470	-	(17,470)
Transfer to reserves		-	(26,342)	-	26,342
Balance at end of the financial year		2,514,258	1,576,054	855,439	82,766

3. Financial Statements



3.4 Statement of Cash Flows

For the four years ending 30 June 2026

	Notes	Forecast	Budget	Projections		
		2021-22	2022-23	2023-24	2024-25	2025-26
		\$'000	\$'000	\$'000	\$'000	\$'000
		Inflows	Inflows	Inflows	Inflows	Inflows
		(Outflows)	(Outflows)	(Outflows)	(Outflows)	(Outflows)
Cash flows from operating activities						
Rates and charges		106,127	110,801	116,067	121,070	126,105
Statutory Fees and fines		5,260	5,921	6,165	6,318	6,444
User Fees		2,469	2,030	2,538	2,681	2,755
Grants - operating		20,203	19,731	16,445	16,815	17,193
Grants - capital		26,419	33,860	31,442	29,265	28,318
Contributions - monetary		314	314	350	350	350
Capital Contributions (Cash)		3	3	3	3	3
Development Levies (Cash)		14,681	17,681	20,465	24,681	24,191
Interest received		400	1,200	1,552	1,617	1,768
Trust funds and deposits taken/repaid		264	-	-	-	-
Other receipts		1,857	1,619	1,659	1,697	1,735
Employee costs		(45,237)	(48,017)	(49,669)	(51,909)	(54,320)
Materials and services		(65,688)	(69,059)	(69,390)	(72,820)	(68,699)
Net cash provided by operating activities	4.4.1	67,073	76,083	77,628	79,768	85,843
Cash flows from investing activities						
Payments for property, infrastructure, plant and equipment		(68,255)	(99,490)	(89,895)	(65,633)	(63,128)
Proceeds from sale of property, infrastructure, plant and equipment		900	900	900	900	944
Net cash used in investing activities	4.4.2	(67,355)	(93,590)	(78,995)	(64,733)	(62,184)
Cash flows from financing activities						
Finance costs		(1,381)	(1,697)	(1,524)	(1,444)	(1,478)
Proceeds from borrowings		16,000	12,110	9,500	1,500	7,000
Repayment of borrowings		(11,349)	(11,478)	(11,198)	(11,498)	(4,019)
Interest paid - lease liabilities		(158)	(143)	(127)	(110)	(93)
Repayment of lease liabilities		(998)	6	(1,074)	(559)	(559)
Net cash provided by/(used in) financing activities	4.4.3	2,113	(1,202)	(4,422)	(12,111)	851
Net change in cash & cash equivalents		1,830	(18,709)	(5,789)	2,924	24,510
Cash & cash equivalents at start of year		33,572	35,402	16,693	10,904	13,828
Cash & cash equivalents at end of year		35,402	16,693	10,904	13,828	38,338

3. Financial Statements



3.5 Statement of Capital Works

For the four years ending 30 June 2026

	Notes	Forecast	Budget	Projections		
		2021-22	2022-23	2023-24	2024-25	2025-26
		\$'000	\$'000	\$'000	\$'000	\$'000
Property						
Land		7,558	7,773	1,478	1,456	1,434
Buildings		17,237	19,254	14,108	8,127	12,605
Total Property		24,794	27,027	15,586	9,583	14,039
Plant and equipment						
Plant, machinery and equipment		1,638	3,831	3,084	2,950	2,726
Fixtures, fittings and furniture		107	146	141	147	148
Computers and telecommunications		1,520	1,838	1,015	1,011	1,006
Total Plant and equipment		3,265	5,815	4,241	4,108	3,880
Infrastructure						
Roads		26,420	46,562	57,093	43,994	37,545
Bridges		800	670	761	749	738
Footpaths and cycleways		1,350	1,870	1,606	1,673	1,678
Drainage		922	813	1,040	1,049	1,058
Recreational, leisure and community facilities		6,901	9,967	6,614	1,421	1,706
Parks, open space and streetscapes		1,960	5,535	2,485	2,481	1,984
Off street car parks		808	777	130	133	136
Other infrastructure		1,035	456	339	441	364
Total Infrastructure		40,196	66,648	70,068	51,942	45,208
Total capital works expenditure	4.5.1	68,255	99,490	89,895	65,633	63,128
Represented by:						
New asset expenditure		8,456	1,014	1,005	971	840
Asset renewal expenditure		16,283	25,480	22,734	20,608	19,381
Asset upgrade expenditure		20,570	32,297	45,216	32,878	35,877
Asset expansion expenditure		22,947	40,700	20,940	11,176	7,030
Total capital works expenditure	4.5.1	68,255	99,490	89,895	65,633	63,128
Funding sources represented by:						
Grants	4.1.4	2,445	33,860	31,963	28,406	27,081
Contributions		12,158	19,343	15,051	8,156	998
Council cash		32,465	39,287	41,381	27,571	28,049
Borrowings		21,188	7,000	1,500	1,500	7,000
Total capital works expenditure	4.5.1	68,255	99,490	89,895	65,633	63,128

3. Financial Statements



3.6 Statement of Human Resources

For the four years ending 30 June 2026

	Forecast	Budget	Projections		
	2021-22	2022-23	2023-24	2024-25	2025-26
	\$'000	\$'000	\$'000	\$'000	\$'000
Staff expenditure					
Employee costs - operating	43,057	44,960	46,557	48,732	51,072
Employee costs - capital	2,327	3,216	3,297	3,371	3,447
Total staff expenditure	45,384	48,177	49,854	52,103	54,519
Staff numbers	EFT	EFT	EFT	EFT	EFT
Employees	425.4	461.4	469.4	477.4	485.4
Total staff numbers	425.4	461.4	469.4	477.4	485.4

Summaries of human resources expenditure and Equivalent Full Time (EFT) counts, categorised according to the organisational structure of Council, are included below.

Division	Budget 2022-23 \$'000	Comprises			
		Permanent		Casual \$'000	Temporary \$'000
		Full Time \$'000	Part Time \$'000		
CEO	1,958	1,958	-	-	-
Customer, People and Performance	9,770	7,632	1,837	-	301
Governance, Facilities and Economy	8,755	7,303	1,197	147	109
Infrastructure and Environment	15,361	13,784	335	-	1,242
Liveable Communities	14,381	9,374	4,179	79	749
Total permanent, casual and temporary staff	50,226	40,051	7,548	226	2,401
Other staff	-	-	-	-	-
Total expenditure	50,226				

Reconciliation to 3.1 Comprehensive Income Statement

Total expenditure as above	50,226
Fringe Benefits Tax, overtime, trainees, uniform and impact from salary capitalisation	(2,049)
Employee costs per Income Statement	48,177

Division	Budget 2022-23 EFT	Comprises			
		Permanent		Casual EFT	Temporary EFT
		Full Time EFT	Part Time EFT		
CEO	9.8	9.8	-	-	-
Customer, People and Performance	88.7	64.2	20.5	-	4.0
Governance, Facilities and Economy	85.1	67.4	14.9	1.8	1.0
Infrastructure and Environment	151.2	136.0	3.8	-	11.4
Liveable Communities	126.5	79.7	37.9	0.7	8.3
Total permanent, casual and temporary staff	461.4	357.1	77.1	2.5	24.7
Other staff	-	-	-	-	-
Total EFT	461.4				

3. Financial Statements

Summary of Planned Human Resources Expenditure

For the four years ended 30 June 2026



	2022-23 \$'000	2023-24 \$'000	2024-25 \$'000	2025-26 \$'000
CEO				
Permanent - Full time	1,958	1,975	1,983	1,988
Women	1,697	1,712	1,720	1,725
Men	261	263	263	263
Persons of self-described gender	0	0	0	0
Total CEO	1,958	1,975	1,983	1,988
Customer, People & Performance				
Permanent - Full time	7,632	7,830	8,023	8,142
Women	4,603	4,737	4,868	4,949
Men	3,029	3,093	3,155	3,193
Persons of self-described gender	0	0	0	0
Permanent - Part time	1,837	1,892	1,947	1,983
Women	1,717	1,768	1,818	1,849
Men	120	124	129	134
Persons of self-described gender	0	0	0	0
Total Customer, People & Performance	9,469	9,722	9,970	10,125
Governance Facilities & Economy				
Permanent - Full time	7,303	7,502	7,698	7,822
Women	2,876	2,971	3,067	3,132
Men	4,427	4,531	4,631	4,690
Persons of self-described gender	0	0	0	0
Permanent - Part time	1,197	1,227	1,259	1,280
Women	932	954	977	991
Men	265	273	282	289
Persons of self-described gender	0	0	0	0
Total Governance Facilities & Economy	8,500	8,729	8,957	9,102
Infrastructure & Environment				
Permanent - Full time	13,784	14,067	14,352	14,522
Women	3,685	3,781	3,875	3,933
Men	10,099	10,286	10,477	10,589
Persons of self-described gender	0	0	0	0
Permanent - Part time	335	343	351	356
Women	273	279	285	288
Men	62	64	66	68
Persons of self-described gender	0	0	0	0
Total Infrastructure & Environment	14,119	14,410	14,703	14,878
Liveable Communiities				
Permanent - Full time	9,374	9,643	9,903	9,968
Women	7,470	7,674	7,877	7,952
Men	1,904	1,969	2,026	2,016
Persons of self-described gender	0	0	0	0
Permanent - Part time	4,179	4,264	4,260	4,316
Women	3,941	4,018	4,059	4,112
Men	238	246	201	204
Persons of self-described gender	0	0	0	0
Total Liveable Communiities	13,553	13,907	14,163	14,284
Casuals, temporary and other expenditure	3,794	4,408	5,698	7,589
Capitalised labour costs	(3,216)	(3,297)	(3,371)	(3,447)
Total staff expenditure	48,177	49,854	52,103	54,519

3. Financial Statements

Summary of Planned Human Resources Expenditure

For the four years ended 30 June 2026



	2022-23	2023-24	2024-25	2025-26
	FTE	FTE	FTE	FTE
CEO				
Permanent - Full time	9.8	9.8	9.8	9.8
Women	8.8	8.8	8.8	8.8
Men	1.0	1.0	1.0	1.0
Persons of self-described gender	0.0	0.0	0.0	0.0
Total CEO	9.8	9.8	9.8	9.8
Customer, People & Performance				
Permanent - Full time	64.2	64.2	64.2	64.2
Women	41.1	41.1	41.1	41.1
Men	23.1	23.1	23.1	23.1
Persons of self-described gender	0.0	0.0	0.0	0.0
Permanent - Part time	20.5	20.5	20.5	20.5
Women	18.9	18.9	18.9	18.9
Men	1.6	1.6	1.6	1.6
Persons of self-described gender	0.0	0.0	0.0	0.0
Total Customer, People & Performance	84.7	84.7	84.7	84.7
Governance Facilities & Economy				
Permanent - Full time	67.4	67.4	67.4	67.4
Women	29.3	29.3	29.3	29.3
Men	38.1	38.1	38.1	38.1
Persons of self-described gender	0.0	0.0	0.0	0.0
Permanent - Part time	14.9	14.9	14.9	14.9
Women	11.9	11.9	11.9	11.9
Men	3.0	3.0	3.0	3.0
Persons of self-described gender	0.0	0.0	0.0	0.0
Total Governance Facilities & Economy	82.3	82.3	82.3	82.3
Infrastructure & Environment				
Permanent - Full time	136.0	144.0	152.0	160.0
Women	34.5	38.5	42.5	46.5
Men	101.5	105.5	109.5	113.5
Persons of self-described gender	0.0	0.0	0.0	0.0
Permanent - Part time	3.8	3.8	3.8	3.8
Women	3.0	3.0	3.0	3.0
Men	0.8	0.8	0.8	0.8
Persons of self-described gender	0.0	0.0	0.0	0.0
Total Infrastructure & Environment	139.8	147.8	155.8	163.8
Liveable Communities				
Permanent - Full time	79.7	79.7	79.7	79.7
Women	63.2	63.2	63.2	63.2
Men	16.5	16.5	16.5	16.5
Persons of self-described gender	0.0	0.0	0.0	0.0
Permanent - Part time	37.9	37.9	37.9	37.9
Women	35.5	35.5	35.5	35.5
Men	2.4	2.4	2.4	2.4
Persons of self-described gender	0.0	0.0	0.0	0.0
Total Liveable Communities	117.6	117.6	117.6	117.6
Casuals and temporary staff	27.2	27.2	27.2	27.2
Capitalised labour	0.0	0.0	0.0	0.0
Total staff numbers	461.4	469.4	477.4	485.4

4. Notes to the financial statements



This section presents detailed information on material components of the financial statements.

Unless otherwise stated, amounts in the budget have been entered in whole dollars and cents then rounded to the nearest thousand dollars. Total figures in the financial statements and accompanying notes and schedules reflect the true budgeted amount and may differ slightly when rounded figures are manually added due to rounding.

4.1 Comprehensive Income Statement

4.1.1 Rates and charges

Rates and charges are required by the Act and the Regulations to be disclosed in Council's budget.

As per the *Local Government Act 2020*, Council is required to have a Revenue and Rating Plan which is a four year plan for how Council will generate income to deliver the Council Plan, program and services and capital works commitments over a four-year period.

In developing the Budget, rates and charges were identified as an important source of revenue. Planning for future rate increases has therefore been an important component of the financial planning process. The Fair Go Rates System (FGRS) sets out the maximum amount councils may increase rates in a year. For 2022-23 the FGRS cap has been set at 1.75%. The cap applies to both general rates and municipal charges and is calculated on the basis of council's average rates and charges.

The level of required rates and charges has been considered in this context, with reference to Council's other sources of income and the planned expenditure on services and works to be undertaken for the community.

To achieve these objectives while maintaining service levels and a strong capital expenditure program, the average general rate will increase by 1.75% in line with the rate cap.

The garbage charge for 2021-22 is budgeted to increase by \$19.55 (or 6.4%) from \$307.25 to \$326.80. The charge for the optional green waste service is budgeted to increase by \$2.40 (or 1.9%) from \$126.60 to \$129.00.

This will raise total rates and charges for 2021-22 of \$111.477m, which also includes interest on rates and charges, compared to a forecast of \$106.648m in 2021-22.

4.1.1(a) The reconciliation of the total rates and charges to the Comprehensive Income Statement is as follows:

	Forecast 2021-22 \$'000	Budget 2022-23 \$'000	Change	
			\$'000	%
General rates*	86,278	89,582	3,304	3.8%
Waste management charge	17,903	19,660	1,757	9.8%
Supplementary rates and rate adjustments	1,500	1,500	0	0.0%
Cultural and recreational	85	85	(0)	(0.2%)
Interest on rates and charges	891	650	(241)	(27.0%)
COVID-19 provision for partial rate rebate	(10)	0	10	0.0%
Total rates and charges	106,648	111,477	4,829	4.5%

*This item is subject to the rate cap established under the FGRS.

4. Notes to the financial statements



4.1.1(b) The rate in the dollar to be levied as general rates under section 158 of the Act for each type or class of land compared with the previous financial year

Type or class of land	Budget	Budget	Change
	2021-22	2022-23	
	\$/CIV	\$/CIV	%
Base Rate	0.002704	0.002264	(16.3%)
Farm Land	0.002028	0.001698	(16.3%)
Urban Residential	0.002893	0.002422	(16.3%)
Urban Vacant Land	0.006193	0.005185	(16.3%)
Urban Commercial and Industrial	0.003921	0.003283	(16.3%)
Urban Farm Land	0.002299	0.001924	(16.3%)
Rate concession for cultural and recreational land	25%	25%	0.0%

4.1.1(c) The estimated total amount to be raised by general rates in relation to each type or class of land, and the estimated total amount to be raised by general rates, compared with the previous financial year

Type or class of land	Budget	Budget	Change	
	2021-22	2022-23	\$'000	%
	\$'000	\$'000		
Base Rate	28,893	30,756	1,864	6.4%
Farm Land	3,181	3,314	133	4.2%
Urban Residential	35,687	43,921	8,233	23.1%
Urban Vacant Land	4,922	4,850	(72)	(1.5%)
Urban Commercial and Industrial	5,898	5,350	(548)	(9.3%)
Urban Farm Land	662	1,391	729	110.1%
Cultural and Recreational Land	85	85	(0)	(0.2%)
Supplementary	1,100	1,500	400	36.4%
Total amount to be raised by general rates	80,428	91,167	10,739	13.4%

4.1.1(d) The number of assessments in relation to each type or class of land, and the total number of assessments, compared with the previous financial year

Type or class of land	Budget	Budget	Change	
	2021-22	2022-23	\$'000	%
	Number	Number		
Base Rate	16,728	17,010	282	1.7%
Farm Land	1,120	1,131	11	1.0%
Urban Residential	27,235	28,207	972	3.6%
Urban Vacant Land	1,849	1,690	(159)	(8.6%)
Urban Commercial and Industrial	1,528	1,569	41	2.7%
Urban Farm Land	49	48	(1)	(2.0%)
Cultural and Recreational Land	6	6	0	0.0%
Total number of assessments	48,515	49,661	1,146	2.4%

4. Notes to the financial statements



4.1.1(e) The basis of valuation to be used is the Capital Improved Value (CIV).

4.1.1(f) The estimated total value of each type or class of land, and the estimated total value of land, compared with the previous financial year

Type or class of land	Budget	Budget	Change	
	2021-22 \$'000	2022-23 \$'000	\$'000	%
Base Rate	11,105,908	13,585,673	2,479,765	22.3%
Farm Land	1,558,450	1,951,590	393,140	25.2%
Urban Residential	14,306,895	18,133,235	3,826,340	26.7%
Urban Vacant Land	824,475	935,390	110,915	13.5%
Urban Commercial and Industrial	1,415,230	1,629,753	214,523	15.2%
Urban Farm Land	416,485	722,780	306,295	73.5%
Cultural and Recreational Land	41,980	44,120	2,140	5.1%
Total value of land	29,669,423	37,002,541	7,333,118	24.7%

4.1.1(g) The rate or unit amount to be levied for each type of service rate or charge under Section 162 of the Act compared with the previous financial year

Type of Charge	Per Rateable	Per Rateable	Change	
	Property Budget 2021-22 \$	Property Budget 2022-23 \$	\$	%
Garbage Charge	307.25	326.80	19.55	6.4%
Green Waste Charge	126.60	129.00	2.40	1.9%
Total	433.85	455.80	21.95	5.1%

4.1.1(h) The estimated total amount to be raised by each type of service rate or charge, and the estimated total amount to be raised by service rates and charges, compared with the previous financial year

Type of Charge	Budget	Budget	Change	
	2021-22 \$'000	2022-23 \$'000	\$'000	%
Garbage Charge	14,439	15,886	1,447	10.0%
Green Waste Charge	3,464	3,774	310	8.9%
Total	17,903	19,660	1,757	9.8%

4.1.1(i) The estimated total amount to be raised by all rates and charges compared with the previous financial year

Type of Charge	Budget	Budget	Change	
	2021-22 \$'000	2022-23 \$'000	\$'000	%
General Rates	80,428	91,167	10,739	13.4%
Garbage Charge	14,439	15,886	1,447	10.0%
Green Waste Charge	3,464	3,774	310	8.9%
Total Rates and charges	98,331	110,827	12,496	12.7%

4. Notes to the financial statements



4.1.1(j) Fair Go Rates System Compliance

Cardinia Shire Council is required to comply with the State Government's Fair Go Rates System (FGRS). The table below details the budget assumptions consistent with the requirements of the Fair Go Rates System.

	2021-22	2022-23
Total Rates (\$'000)	\$ 84,923	\$ 88,041
Number of rateable properties	48,509	49,655
Base Average Rate	\$ 1,751	\$ 1,773
Maximum Rate Increase (set by the State Government)	1.50%	1.75%
Maximum Allowable Capped Average Rate	\$ 1,777	\$ 1,804
Maximum General Rates Revenue (\$'000)	\$ 86,197	\$ 89,582
Budgeted General Rates Revenue (\$'000)*	\$ 86,193	\$ 89,582
Budgeted Supplementary Rates Revenue (\$'000)	\$ 1,100	\$ 1,500
Budgeted Cultural and Recreational Land Rates Revenue (\$'000)	\$ 85	\$ 85
Budgeted Total Rates Revenue (\$'000)	\$ 87,378	\$ 91,167

*This item is subject to the rate cap established under the FGRS.

4.1.1(k) Any significant changes that may affect the estimated amounts to be raised by rates and charges

There are no known significant changes which may affect the estimated amounts to be raised by rates and charges. However, the total amount to be raised by rates and charges may be affected by:

- The making of supplementary valuations;
- The variation of returned levels of value (e.g. valuation appeals);
- Changes of use of land such that rateable land becomes non-rateable land and vice versa; and
- Changes of use of land such that residential land becomes business land and vice versa.

4.1.1(l) Differential rates

Rates to be levied

The rate and amount of rates payable in relation to land in each category of differential are:

Type or class of land	Budget 2021-22 cents/\$CIV	Budget 2022-23 cents/\$CIV
Base Rate	0.2704	0.2264
Farm Land	0.2028	0.1698
Urban Residential	0.2893	0.2422
Urban Vacant Land	0.6193	0.5185
Urban Commercial and Industrial	0.3921	0.3283
Urban Farm Land	0.2299	0.1924
Cultural and Recreational Land	0.2028	0.1698

Council considers that each differential rate will contribute to the equitable and efficient carrying out of council functions. Details of the objectives of each differential rate, the types of classes of land, which are subject to each differential rate and the uses of each differential rate, are set out below.

4. Notes to the financial statements



Base Rate

Base Rate land is any rateable land which has the characteristics outlined below and does not have the characteristics of any other specified rate:

- used for retirement village units; or
- any land that is not in the Urban Growth Corridor and is not defined as Farm Land.

Objective:

To ensure that Council has adequate funding to undertake its strategic, statutory, service provision and community services obligations and to ensure that the differential rate in the dollar declared for defined Base Rate land properties is fair and equitable, having regard to the cost and the level of benefits derived from provision of Council services.

Use and Level of Rate:

The differential rate will be used to fund some of those items of expenditure described in the Budget adopted by Council. The level of the differential rate is the level which Council considers is necessary to achieve the objectives specified above.

100% of the Base Rate.

Geographic Location:

Rateable land in the geographic areas outlined below:

- Retirement villages wherever located within the municipal district;
- Properties other than retirement villages outside the Urban Growth Corridor of the municipal district

Use of Land:

Any use permitted under the relevant Planning Scheme.

Planning Scheme Zoning:

The zoning applicable to each rateable land within this category, as determined by consulting maps referred to in the relevant Planning Scheme.

Types of Buildings:

All buildings which are already constructed on the land or which are constructed prior to the end of the financial year.

Farm Land

Any land outside the Urban Growth Corridor which is "Farm Land" within the meaning of Section 2(1) of the *Valuation of Land Act 1960*.

- Farm Land means any rateable land that is 2 or more hectares in area;
- used primarily for primary producing purposes from its activities on the land; used primarily for grazing (including agistment), dairying, pig-farming, poultry farming, fish farming, tree farming, bee keeping, viticulture, horticulture, fruit growing or the growing of crops of any kind or for any combination of those activities; and

That is used by a business:

- That has a significant and substantial commercial purpose of character;
- That seeks to make a profit on a continuous or repetitive basis from its activities on the land; and
- That is making a profit from its activities on the land, or that has a reasonable prospect of making a profit from its activities on the land if it continues to operate in the way that it is operating.

4. Notes to the financial statements



Objective:

To ensure that Council has adequate funding to undertake its strategic, statutory, service provision and community services obligations and to ensure that the differential rate in the dollar declared for defined Farm land properties is fair and equitable, having regard to the cost and the level of benefits derived from provision of Council services with considerations to maintain agriculture as a major industry in the municipal district, to facilitate the longevity of the farm sector and achieve a balance between providing for municipal growth and retaining the important agricultural economic base.

Use and Level of Rate:

The differential rate will be used to fund some of those items of expenditure described in the Budget adopted by Council. The level of the differential rate is the level which Council considers is necessary to achieve the objectives

75% of the Base Rate

Geographic Location:

Outside the Urban Growth Corridor of the municipal district.

Use of Land:

Farm Land use permitted under the relevant Planning Scheme.

Planning Scheme Zoning:

The zoning applicable to each rateable land within this category, as determined by consulting maps referred to in the relevant Planning Scheme.

Types of Buildings:

All buildings which are already constructed on the land or which are constructed prior to the end of the financial year.

Urban Residential

Urban Residential land is any rateable land which is in the Urban Growth Corridor and does not have the characteristics of Urban Farm land, Urban Vacant Land, or Urban Commercial and Industrial Land and is not used for retirement village units.

Objective:

To ensure that Council has adequate funding to undertake its strategic, statutory, service provision and community services obligations and to ensure that the differential rate in the dollar declared for defined Urban Rate land properties is fair and equitable, having regard to the cost and the level of benefits derived from provision of Council services with consideration given to the greater and easier access properties in the Urban Growth Corridor have to services and infrastructure.

Use and Level of Rate:

The differential rate will be used to fund some of those items of expenditure described in the Budget adopted by Council. The level of the differential rate is the level which Council considers is necessary to achieve the objectives specified above.

107% of Base Rate

Geographic Location:

Within the Urban Growth Corridor of the municipal district.

Use of Land:

Any use permitted under the relevant Planning Scheme.

4. Notes to the financial statements



Planning Scheme Zoning:

The zoning applicable to each rateable land within this category, as determined by consulting maps referred to in the relevant Planning Scheme.

Types of Buildings:

All buildings which are already constructed on the land or which are constructed prior to the end of the financial year.

Urban Vacant Land

Urban Vacant Land is any rateable land:

- on which no dwelling or other building designed or adapted for occupation is constructed;
- which is located within the Urban Growth Corridor; and
- does not have the characteristics of Urban Commercial and Industrial Land.

Objective:

To ensure that Council has adequate funding to undertake its strategic, statutory, service provision and community services obligations and to ensure that the differential rate in the dollar declared for defined Urban Vacant land properties is fair and equitable, having regard to the cost and the level of benefits derived from provision of Council services and to encourage development of residential land in the Urban Growth Corridor.

Use and Level of Rate:

The differential rate will be used to fund some of those items of expenditure described in the Budget adopted by Council. The level of the differential rate is the level which Council considers is necessary to achieve the objectives specified above.

229% of the Base Rate

Geographic Location:

Within the Urban Growth Corridor or the municipal district.

Use of Land:

Any land in the urban growth corridor zoned as Residential or Urban Growth under the relevant Planning Scheme.

Planning Scheme Zoning:

The zoning applicable to each rateable land within this category, as determined by consulting maps referred to in the relevant Planning Scheme.

Urban Commercial and Industrial Land

Urban Commercial and Industrial Land is any rateable land, which is:

- In the Urban Growth Corridor; and
- Used primarily for carrying out the manufacture or production of, or trade in goods or services (including tourist facilities and in the case of a business providing accommodation for tourists, is prescribed accommodation under the Public Health and Wellbeing Act (Vic) 2008; or
- Unoccupied building erected which is zoned Commercial or Industrial under the relevant Cardinia Shire Council Planning Scheme; or
- Unoccupied land which is zoned Commercial or Industrial under the relevant Cardinia Shire Council Planning Scheme.

Objective:

To ensure that Council has adequate funding to undertake its strategic, statutory, service provision and community services obligations and to ensure that the differential rate in the dollar declared for defined Urban Commercial and Industrial Rate land properties is fair and equitable, having regard to the cost and the level of benefits derived from provision of Council services.

The commercial businesses of Cardinia Shire Council benefit from ongoing investment by Council in services and infrastructure. Council also notes the tax deductibility of Council rates for commercial properties which is not available to the residential sector, and the income generating capability of commercial based properties.

4. Notes to the financial statements



The Commercial differential rate is applied to recognise the additional demands placed on public infrastructure due to commerce attracting non-residents to the shire, the higher demands of commercial and industrial properties on the natural environment and to promote the economic development objectives for the Cardinia Shire Council as outlined in the Council Plan. These objectives include an ongoing investment to create a vibrant economy and includes the maintenance and improvement of tourism infrastructure. Construction and maintenance of public infrastructure, development and provision of health and community services and the general provision of support services and promotion of business in the municipality.

Use and Level of Rate:

The differential rate will be used to fund some of those items of expenditure described in the Budget adopted by Council. The level of the differential rate is the level which Council considers is necessary to achieve the objectives specified above.

145% of the Base Rate

Geographic Location:

Within the Urban Growth Corridor of the municipal district.

Use of Land:

Any commercial or industrial use permitted under the relevant Planning Scheme.

Planning Scheme Zoning:

The zoning applicable to each rateable land within this category, as determined by consulting maps referred to in the relevant Planning Scheme.

Types of Buildings:

All buildings which are already constructed on the land or which are constructed prior to the end of the financial year.

Urban Farm Land

Any land within the Urban Growth Corridor which is "Farm Land" within the meaning of Section 2(1) of the *Valuation*

- a) Farm Land means any rateable land that is 2 or more hectares in area;
- b) used primarily for primary producing purposes from its activities on the land; used primarily for grazing (including agistment), dairying, pig-farming, poultry farming, fish farming, tree farming, bee keeping, viticulture, horticulture, fruit growing or the growing of crops of any kind or for any combination of those activities; and

That is used by a business:

- That has a significant and substantial commercial purpose of character;
- That seeks to make a profit on a continuous or repetitive basis from its activities on the land; and
- That is making a profit from its activities on the land, or that has a reasonable prospect of making a profit from its activities on the land if it continues to operate in the way that it is operating.

Objective:

To ensure that Council has adequate funding to undertake its strategic, statutory, service provision and community services obligations and to ensure that the differential rate in the dollar declared for defined Farm land properties is fair and equitable, having regard to the cost and the level of benefits derived from provision of Council services with considerations to encourage commerce, to maintain agriculture as a major industry in the municipal district, to facilitate the longevity of the farm sector and achieve a balance between providing for municipal growth and retaining the important agricultural economic base.

4. Notes to the financial statements



Use and Level of Rate:

The differential rate will be used to fund some of those items of expenditure described in the Budget adopted by Council. The level of the differential rate is the level which Council considers is necessary to achieve the objectives

85% of the Base Rate

Geographic Location:

Within the Urban Growth Corridor of the municipal district.

Use of Land:

Farm Land use permitted under the relevant Cardinia Shire Council Planning Scheme.

Planning Scheme Zoning:

The zoning applicable to each rateable land within this category, as determined by consulting maps referred to in the relevant Cardinia Shire Council Planning Scheme.

Types of Buildings:

All buildings which are already constructed on the land or which are constructed prior to the end of the financial year.

4. Notes to the financial statements



4.1.2 Statutory fees and fines

	Forecast	Budget	Change	
	2021-22	2022-23	\$'000	%
	\$'000	\$'000	\$'000	%
Infringements and costs	1,558	1,635	77	5.0%
Town planning fees	1,544	2,131	587	38.0%
Land information certificates	140	156	16	11.6%
Permits	2,018	1,999	(20)	(1.0%)
Total statutory fees and fines	5,260	5,921	661	12.6%

Statutory fees and fines relate mainly to fees and fines levied in accordance with legislation and include animal registrations, Health Act registrations and parking fines. Increases in statutory fees and fines are made in accordance with legislative requirements and are not set by Council.

Revenue from statutory fees and fines are forecast to increase by \$661k or 12.6% over 2021-22 levels. Most of this is attributable to increased town planning fees, which includes development, landscape development and building services fees.

4.1.3 User fees

	Forecast	Budget	Change	
	2021-22	2022-23	\$'000	%
	\$'000	\$'000	\$'000	%
Aged and health services	2	2	0	2.5%
Leisure centre and recreation	853	1,139	286	33.6%
Child care/children's programs	551	565	14	2.5%
Parking	42	20	(22)	(52.5%)
Registration and other permits	341	435	93	27.4%
Building services	573	588	14	2.5%
Other fees and charges	59	62	2	3.7%
Total user fees	2,422	2,810	388	16.0%

User fees relate mainly to the recovery of service delivery costs through the charging of fees to users of Council's services. These include income from Community Asset Committees, the use of leisure, entertainment and other community facilities. One of three pricing strategies is applied to determine the level of budgeted user charges; Market price; Full cost recovery price; or Subsidised price.

Revenue from user fees is projected to increase by \$388k or 16.0% over 2021-22 levels. The main area contributing to this increase is leisure centres and recreation, which includes Community Asset Committees and event revenue and room and equipment hire revenue at Cardinia Cultural Centre.

4. Notes to the financial statements



4.1.4 Grants

Grants are required by the Act and the Regulations to be disclosed in Council's annual budget.

	Forecast 2021-22 \$'000	Budget 2022-23 \$'000	Change \$'000	%
Summary of grants				
Commonwealth funded grants	30,160	29,810	(351)	(1.2%)
State funded grants	16,462	21,231	4,769	29.0%
Total Grants	46,622	51,041	4,419	9.5%
(a) Operating Grants				
Recurrent - Commonwealth Government				
Victoria Grants Commission	11,566	12,200	634	5.5%
Recurrent - State Government				
Best Start program	124	124	0	0.0%
Community health	169	104	(65)	(38.4%)
Environment and heritage	101	30	(72)	(70.8%)
Families and children	386	295	(91)	(23.6%)
Maternal and child health	2,143	2,045	(98)	(4.6%)
Recreation	76	80	4	5.0%
School crossing supervisors	441	463	22	5.0%
Total recurrent grants	15,006	15,341	334	2.2%
Non-recurrent - Commonwealth Government				
Community health	85	66	(20)	(22.9%)
Emergency management	-	195	195	
Local infrastructure	934	1,648	714	76.4%
Non-recurrent - State Government				
Community health	382	30	(352)	(92.1%)
Emergency management	3,279	60	(3,219)	(98.2%)
Environment and heritage	126	-	(126)	(100.0%)
Families and children	15	15	0	0.0%
Local infrastructure	375	2,376	2,001	533.7%
Total non-recurrent grants	5,197	4,390	(807)	(15.5%)
Total operating grants	20,203	19,731	(473)	(2.3%)
(b) Capital Grants				
Recurrent - Commonwealth Government				
Victoria Grants Commission	825	878	54	6.5%
Roads to Recovery	1,691	1,691	0	0.0%
Total recurrent grants	2,516	2,569	54	2.1%
Non-recurrent - Commonwealth Government				
Local infrastructure	12,040	15,682	3,643	30.3%
Recreation	3,020	-	(3,020)	(100.0%)
Non-recurrent - State Government				
Families and children	4,320	2,000	(2,320)	(53.7%)
Local infrastructure	3,923	13,608	9,685	246.9%
Recreation	600	-	(600)	(100.0%)
Total non-recurrent grants	23,903	31,291	7,388	30.9%
Total capital grants	26,419	33,860	7,441	28.2%
Total Grants	46,622	53,591	6,969	14.9%

4. Notes to the financial statements



Operating grants include all monies received from State and Federal Government sources for the purposes of funding the delivery of Council's services to ratepayers. Overall, the level of operating grants is expected to decrease by 2.3% or \$0.473m over 2021-22.

The major variances relate to the non-recurrent funding for emergency events, including the June 2021 rain and October 2021 storm events, 2019 Bunyip bushfires and COVID-19, which are all recognised in 2021-22 but not 2022-23. These have been partly offset by increased non-recurrent funding in 2022-23 for capital works projects which are unable to be capitalised.

Capital grants include all monies received from State and Federal Government sources for the purposes of funding the capital works program. Budgeted capital grants have increased by \$7.441m compared to the 2021-22 forecast. In total, \$33.860m of capital grants are budgeted.

The more significant budgeted grants for 2022-23 are \$10.7m for Princes Hwy intersections construction, \$10.0m for the Sealing of Hills program, \$2.0m for Brunt Road Integrated Children's Facility, and a total of \$2.569m from Roads to Recovery and Victoria Grants Commission for local roads.

Due to the implementation of *AASB1058 Income for Not-for-Profit Entities* from 1 July 2019, grant income is recognised on the fulfilment of performance obligation on the funding agreement rather than cash receipt. Therefore, some grant cash payment would be deferred to be recognised as income across financial years until Council achieves the project milestones.

4.1.5 Contributions

	Forecast 2021-22 \$'000	Budget 2022-23 \$'000	Change	
			\$'000	%
Monetary	14,998	17,998	3,000	20.0%
Non-monetary	42,739	40,000	(2,739)	(6.4%)
Total contributions	57,737	57,998	261	0.5%

Contributions relate to monies paid by non-government third parties for the purpose of funding the delivery of Council's services to ratepayers.

Revenue from contributions is projected to increase by \$0.261m or 0.5% compared to 2021-22. This is primarily due to an increase in the value of monetary developer levies, partly offset by a decrease in non-monetary contributions.

4.1.6 Net gain/(loss) on disposal of property, infrastructure, plant and equipment

	Forecast 2021-22 \$'000	Budget 2022-23 \$'000	Change	
			\$'000	%
Net proceeds received by Council	900	900	0	0.0%
Written down value of assets disposed	(900)	(900)	0	0.0%
Total contributions	0	0	0	0.0%

Net gain/(loss) on disposal of property, infrastructure, plant and equipment relates to income received by Council from the sale of assets, in particular land and plant, and the recognition of the written down value of assets disposed.

For both the 2021-22 forecast and 2022-23 budget, proceeds from the sale of plant are expected to equal their written down value.

4. Notes to the financial statements



4.1.7 Other income

	Forecast	Budget	Change	
	2021-22	2022-23	\$'000	%
	\$'000	\$'000	\$'000	%
Interest	400	1,200	800	200.0%
Other recoveries	1,040	750	(290)	(27.9%)
Rent/lease income	532	554	22	4.1%
Other	285	315	30	10.6%
Total other income	2,257	2,819	562	24.9%

Other income relates to a range of items such as cost recoveries, rent/lease income and other miscellaneous income items, and also includes interest revenue on investments, including DCP investments.

Other income is budgeted to increase by \$0.562m or 24.9% from 2021-22, primarily due to an increase in interest income due to higher interest rates, partly offset by a decrease in cost recovery income, mainly due to new contract arrangements for the Cardinia LiFE leisure facility.

4.1.8 Employee costs

	Forecast	Budget	Change	
	2021-22	2022-23	\$'000	%
	\$'000	\$'000	\$'000	%
Wages and salaries	39,680	42,158	(2,478)	(6.2%)
WorkCover	1,047	799	248	23.7%
Casual staff	285	201	85	29.6%
Superannuation	3,897	4,522	(625)	(16.0%)
Fringe benefits tax	444	444	0	0.0%
Other	31	52	(22)	(70.9%)
Total employee costs	45,384	48,177	(2,792)	(6.2%)

Employee costs include all labour related expenditure such as wages and salaries and on-costs such as allowances, leave entitlements, employer superannuation, and work cover premiums. It also includes Fringe Benefits Tax (FBT).

Employee costs overall are expected to increase by \$2.792m or 6.2% compared to 2021-22. This increase is primarily due to a combination of:

- Full year effect of new staff appointed during 2021-22,
- New staff appointments in 2022-23,
- Staff increment movements,
- Superannuation Guarantee Levy increase from 10.0% in 2021-22 to 10.5% in 2022-23.

A summary of human resources expenditure categorised according to the organisational structure of Council is included in Section 3.6 (Statement of Human Resources) and Summary of Planned Human Resources Expenditure.

4. Notes to the financial statements



4.1.9 Materials and services

	Forecast	Budget	Change	
	2021-22	2022-23	\$'000	%
	\$'000	\$'000	\$'000	%
Building maintenance	266	288	(21)	(8.0%)
General maintenance	2,473	2,805	(332)	(13.4%)
Office administration	150	156	(7)	(4.7%)
Information technology	2,125	2,034	90	4.3%
Materials and services	19,405	25,922	(6,517)	(33.6%)
Contract payments				
- Waste and Garbage contracts	16,761	17,625	(864)	(5.2%)
- Parks and Gardens contracts	5,017	5,122	(105)	(2.1%)
- Library contract	2,277	2,312	(35)	(1.6%)
- Other Contracts	7,065	7,636	(571)	(8.1%)
Utilities	2,424	2,541	(117)	(4.8%)
Consultants	2,728	2,827	(99)	(3.6%)
Insurance	1,087	1,307	(220)	(20.2%)
Total materials and services	61,776	70,575	(8,799)	(14.2%)

Materials and services include the purchases of consumables, contractor payments for the provision of services, and utility costs. Materials and services are forecast to increase by \$8.799m or 14.2% compared to 2021-22.

This is as a result of a general CPI increase, increases in costs due to the increase in population of the Shire, and the resultant increase in the number of facilities provided and services required by the additional population.

Contracts are forecast to increase by \$1.576m or 5.1% over 2021-22. The main contracts contributing to this increase are the waste and garbage contracts, primarily as a result of an increase in the volume of services and disposal costs, and have been offset by an increase in garbage charge income.

Materials and services expenditure is budgeted to increase by \$6.517m or 33.6% over 2021-22, mainly due to recognition of capital works expenditure which is unable to be capitalised as Council assets, most of which is in relation to non-Council owned property such as crown land.

4.1.10 Bad & doubtful debts

	Forecast	Budget	Change	
	2021-22	2022-23	\$'000	%
	\$'000	\$'000	\$'000	%
Local laws	80	140	(60)	(75.0%)
Other	46	49	(3)	(7.2%)
Total Bad & Doubtful debts	126	189	(63)	(50.2%)

Bad and doubtful debts are projected to increase by \$63k or 50.2% from 2021-22 mainly due to higher local laws bad and doubtful debts.

4. Notes to the financial statements



4.1.11 Depreciation and amortisation

	Forecast	Budget	Change	
	2021-22	2022-23	\$'000	%
	\$'000	\$'000	\$'000	%
Property	6,923	7,245	(322)	(4.6%)
Plant & equipment	1,939	2,099	(159)	(8.2%)
Infrastructure	19,548	21,037	(1,489)	(7.6%)
Intangible assets	90	255	(165)	(184.0%)
Right of use assets	486	581	(95)	(19.6%)
Total depreciation and amortisation	28,986	31,216	(2,231)	(7.7%)

Depreciation is an accounting measure which attempts to allocate the value of an asset over its useful life for Council's property, plant and equipment including infrastructure assets such as roads, bridges, footpaths, and drains.

The increase of \$2,231k or 7.7% over 2021-22 is mainly due to an increase in the value of Council's infrastructure assets from significant developer contributed assets, completed capital works projects and an increase in the valuation of existing assets.

4.1.12 Borrowing costs

	Forecast	Budget	Change	
	2021-22	2022-23	\$'000	%
	\$'000	\$'000	\$'000	%
Interest - borrowings	1,148	1,445	(296)	(25.8%)
Interest - right of use asset	158	143	16	9.9%
Bank charges	233	252	(19)	(8.2%)
Total Borrowing costs	1,540	1,839	(300)	(19.5%)

Borrowing costs relate to interest charged by financial institutions on funds borrowed, interest on right of use assets, and bank charges.

Borrowing costs are budgeted to increase by \$300k or 19.5% from 2021-22. Interest on loans are budgeted to increase due to the interest on new loans totalling \$12.110m being drawn down to part fund the capital works

4.1.13 Other expenses

	Forecast	Budget	Change	
	2021-22	2022-23	\$'000	%
	\$'000	\$'000	\$'000	%
Auditors' remuneration - VAGO	111	76	36	32.2%
Auditors' remuneration - internal	130	100	30	23.2%
Councillors' allowances	391	445	(54)	(13.8%)
Operating lease rentals	573	501	73	12.7%
Other expenses	729	680	49	6.7%
Total other expenses	1,935	1,802	133	6.9%

Other expenses relate to a range of unclassified items including audit fees, rent and lease expenditure, government fees & charges and other miscellaneous expenditure items.

Other expenses in total are budgeted to decrease by \$133k or 6.9% from 2021-22, with the major decrease being funding for the 2021 Council by-election.

4. Notes to the financial statements



4.2 Balance Sheet

4.2.1 Assets

Current assets are those assets which are able to be converted to cash within twelve months. These current assets are forecast to decrease by \$22.254m during 2022-23, mainly due to a decrease in cash and cash equivalents of \$18.709m as detailed in 3.4 Statement of Cash Flows.

Conversely, non-current assets are those assets that are not expected to be converted to cash within twelve months. Non-current assets are expected to increase by \$107.443m during the 2022-23 year, mainly in property, infrastructure, plant and equipment due to the addition of new assets from completed projects and the recognition of contributed assets.

4.2.2 Liabilities

Current liabilities are those obligations Council must pay within the next year. These liabilities are budgeted to increase by \$3.786m, mainly due to an increases in trade and other payables (creditors).

Non-current liabilities (that is, obligations Council must pay beyond the next year) are expected to increase by \$0.587m. This is mainly attributable an increase in interest-bearing liabilities, with new loans to partly fund capital works being greater than the repayment of existing loans.

4.2.3 Borrowings

The table below shows information on borrowings specifically required by the Regulations.

	Forecast 2021-22 \$'000	Budget 2022-23 \$'000
Amount borrowed as at 30 June of the prior year	28,239	32,890
Amount budgeted to be borrowed	16,000	12,110
Amount budgeted to be redeemed	(11,349)	(11,478)
Amount of borrowings as at 30 June	32,890	33,521

4.2.4 Leases by category

As a result of the introduction of *AASB 16 Leases*, right-of-use assets and lease liabilities have been recognised as outlined in the table below.

	Forecast 2021-22 \$'000	Budget 2022-23 \$'000
Right-of-use assets		
Property & Vehicles	4,844	4,271
Total right-of-use assets	4,844	4,271
Lease Liabilities		
Current lease liabilities		
Property & Vehicles	516	532
Total current lease liabilities	516	532
Non-current lease liabilities		
Property & Vehicles	4,465	4,455
Total non-current lease liabilities	4,465	4,455
Total Lease Liabilities	4,981	4,986

Where the interest rate applicable to a lease is not expressed in the lease agreement, Council applies the average incremental borrowing rate in the calculation of lease liabilities. Generally, Council uses an appropriate incremental borrowing rate as the discount rate

4. Notes to the financial statements



4.3 Statement of Changes in Equity

4.3.1 Reserves

Transfers from reserves is the movement of developer infrastructure levies collected in previous years to partly fund the Developer Contribution Plan (DCP) projects in the current year capital works program. Transfer to reserves is the movement of developer levies collected this financial year to reserves to fund DCP projects in future years.

4.3.2 Equity

Total equity always equals net assets and is made up of the following components:

- Asset revaluation reserve which represents the difference between the previously recorded value of assets and their current valuations.
- Other reserves, which are funds that Council wishes to separately identify as being set aside to meet a specific purpose in the future and to which there is no existing liability. These amounts are transferred from the Accumulated Surplus of the Council to be separately disclosed.
- Accumulated surplus which is the value of all net assets less Reserves that have accumulated over time.

4.4 Statement of Cash Flows

4.4.1 Net cash flows provided by/used in operating activities

Operating activities refer to the cash generated or used in the normal service delivery functions of Council.

Net cash inflow of operating activities is forecast to increase by \$9.011m from 2021-22 primarily due to increases in cash inflows for capital grants, rates and charges, and development levies, partly offset by increased cash outflows for materials and services and employee benefits.

4.4.2 Net cash flows provided by/used in investing activities

Investing activities refer to cash generated or used in the enhancement or creation of infrastructure and other assets. These activities also include the acquisition and sale of other assets such as vehicles, property, equipment, etc.

Net cash outflow of investing activities is expected to increase by \$26.235m due to an increase in payments for the capital works program, partly offset by an increase in proceeds from sale of investments.

4.4.3 Net cash flows provided by/used in financing activities

Financing activities refer to cash generated or used in the financing of Council functions and includes borrowings from financial institutions. These activities also include repayment of the principal and interest components of loan repayments for the year.

Net cash inflow from financing activities is forecast to decrease by \$3.315m mainly as a result of the drawdown of the budgeted new loans totalling \$12.110m, compared to \$8.0m in 2021-22.



4.5 Capital works program

This section presents a listing of the capital works projects that will be undertaken for the 2022-23 year, classified by expenditure type and funding source. Works are also disclosed as current budget or carried forward from prior year.

4.5.1 Summary

	Forecast	Budget	Change	
	Actual	2022-23	\$'000	%
	2021-22	\$'000	\$'000	%
Property	24,794	27,027	2,233	9.00%
Plant and equipment	2,765	5,815	3,050	110.31%
Infrastructure	40,196	66,648	26,453	65.81%
Total	67,755	99,490	31,735	46.84%

	Project Cost	Asset expenditure types				Summary of Funding Sources			
		New	Renewal	Upgrade	Expansion	Grants	Contrib.	Council cash	Borrowings
		\$'000	\$'000	\$'000	\$'000	\$'000	\$'000	\$'000	\$'000
Property	27,027	328	3,753	5,098	17,849	3,950	9,173	13,904	-
Plant and equipment	5,815	656	3,805	1,346	8	-	-	5,815	-
Infrastructure	66,648	30	17,922	25,853	22,844	29,910	10,170	19,568	7,000
Total	99,490	1,014	25,480	32,297	40,700	33,860	19,343	39,287	7,000

4.5.2 Current Budget

Capital Works Area	Project Cost \$'000	Asset expenditure types				Summary of Funding Sources			
		New \$'000	Renewal \$'000	Upgrade \$'000	Expansion \$'000	Grants \$'000	Contrib. \$'000	Council cash \$'000	Borrowings \$'000
PROPERTY									
Land									
<i>Land Acquisition</i>	7,773	-	-	-	7,773	-	6,273	1,500	-
Buildings									
<i>Public Toilets</i>	150	-	64	86	-	-	-	150	-
<i>IYU Recreation Reserve Athletics facility - Pavilion</i>	300	-	-	-	300	-	-	300	-
<i>My Place Youth Facility - Building</i>	850	-	-	-	850	-	-	850	-
<i>Biodiversity and Environment strategy implementation</i>	233	-	23	210	-	-	-	233	-
<i>Electronic Access Control and Master Key Systems</i>	191	-	-	191	-	-	-	191	-
<i>Buildings Renewal Program</i>	1,819	-	1,819	-	-	-	-	1,819	-
<i>Toomuc Reserve south oval (junior) pavilion upgrade</i>	125	-	9	116	-	-	-	125	-
<i>Toomuc Reserve north oval (senior) pavilion upgrade - netball changerooms</i>	125	-	24	101	-	-	-	125	-
<i>Library facilities improvement works</i>	42	-	4	37	-	-	-	42	-
<i>Disability Access Works</i>	186	-	56	131	-	-	-	186	-
<i>Universal Design Rec Facilities Upgrade</i>	562	-	112	449	-	-	-	562	-
<i>Netball pavilion upgrades</i>	2,348	-	798	1,549	-	800	-	1,548	-
<i>Brunt Road Integrated Children's Facility - Officer precinct - open January 2022 - design(Triple)</i>	3,000	-	-	-	3,000	2,000	1,000	-	-
<i>Alma Treloar Reserve- new public toilets - LRCI Round 3</i>	350	-	-	350	-	350	-	-	-
TOTAL PROPERTY	18,053	-	2,911	3,220	11,923	3,150	7,273	7,630	-

Capital Works Area	Project Cost \$'000	Asset expenditure types				Summary of Funding Sources			
		New \$'000	Renewal \$'000	Upgrade \$'000	Expansion \$'000	Grants \$'000	Contrib. \$'000	Council cash \$'000	Borrowings \$'000
PLANT AND EQUIPMENT									
Plant, Machinery and Equipment									
<i>New plant program</i>	156	156						156	
<i>Plant replacement</i>	2,675	-	2,675					2,675	
Fixtures, Fittings and Furniture									
<i>Cardinia Cultural Centre minor equipment</i>	94	-	94					94	
<i>Furniture and Equipment renewal</i>	52		36	8	8			52	
Computers and Telecommunications									
<i>IT Strategy</i>	520			520				520	
<i>Finance system</i>	500			500				500	
<i>Business improvement Program</i>	500	500						500	
TOTAL PLANT AND EQUIPMENT	4,497	656	2,805	1,028	8			4,497	
INFRASTRUCTURE									
Roads									
<i>Traffic management devices</i>	281	-	-	-	281			281	
<i>Lang Lang Bypass</i>	50	-	-	-	50			50	
<i>Local Area Traffic Improvements</i>	150	-	-	150				150	
<i>Pakenham Streetscape/Traffic upgrades</i>	770	-	198		572	770			
<i>Resurfacing-VGC part</i>	2,945	-	2,945			878		2,067	
<i>Resurfacing Preparation</i>	754	-	754					754	
<i>Unsealed Road Resheeting</i>	1,375	-	1,375					1,375	
<i>Pavement Renewals (reconstruction)-RTR</i>	1,992	-	1,992			1,691		301	
<i>Sealing the Hills</i>	10,000	-	209	9,791		10,000			
<i>Salary capitalisation provision</i>	500	-	190	310				500	
<i>Princes Hwy Intersections-Officer</i>	7,400	-	1,850		5,550	2,100	5,300		
<i>Brunt Rd DCP</i>	1,120	-			1,120		205	915	
<i>Brunt Rd Roundabout DCP</i>	1,490	-	372		1,117		720	770	
<i>Pioneer Way DCP</i>	1,379	-			1,379		780	599	
<i>Timbertop-Pinkhill Boulevard intersection - LRCI Round 3</i>	825	-	206		619	525	300		
Bridges									
<i>Bridges - Replacement/Upgrade</i>	670	-	670					670	

Capital Works Area	Project Cost \$'000	Asset expenditure types				Summary of Funding Sources			
		New \$'000	Renewal \$'000	Upgrade \$'000	Expansion \$'000	Grants \$'000	Contrib. \$'000	Council cash \$'000	Borrowings \$'000
Footpaths and Cycleways									
<i>Pedestrian & Bicycle strategy - shared path linkages</i>	308	-	-	308	-	200	-	108	-
<i>Footpaths</i>	649	-	-	649	-	-	-	649	-
<i>Equestrian Trails strategy implementation</i>	52	-	5	21	26	-	-	52	-
<i>Concrete footpaths</i>	487	-	487	-	-	-	-	487	-
<i>Gravel pathway resheeting</i>	104	-	104	-	-	-	-	104	-
<i>Equestrian Trails</i>	52	-	52	-	-	-	-	52	-
Drainage									
<i>Drainage replacement</i>	300	-	10	290	-	-	-	300	-
<i>Water Sensitive Urban Design Assets Renewal Program</i>	513	-	513	-	-	-	-	513	-
Recreational, Leisure & Community Facilities									
<i>IYU Recreation Reserve Athletics facility - Track and Field construction</i>	1,893	-	-	-	1,893	-	-	1,893	-
<i>Pakenham Tennis Club Relocation - Club Room Renovation</i>	52	-	26	26	-	-	-	52	-
<i>O'Neill Road Reserve - Civil</i>	500	-	118	382	-	-	-	500	-
<i>Netball/Tennis courts resurfacing</i>	700	-	700	-	-	700	-	-	-
<i>Cricket practice net renewal program</i>	146	-	48	98	-	-	-	146	-
<i>Recreation reserve resurfacing</i>	882	-	705	176	-	450	-	432	-
<i>Recreation Reserve lighting and power upgrade - rolling program</i>	312	-	250	62	-	-	-	312	-
<i>Garfield North Cannibal Creek Reserve Building</i>	1,637	-	-	1,637	-	1,300	-	337	-
<i>Swimming facilities</i>	144	-	144	-	-	-	-	144	-
<i>Worrell Reserve Masterplan Implementation</i>	150	-	150	-	-	-	-	150	-
<i>Officer District Park Masterplan implementation-Civil</i>	500	-	-	-	500	435	65	-	-

Capital Works Area	Project Cost \$'000	Asset expenditure types				Summary of Funding Sources			
		New \$'000	Renewal \$'000	Upgrade \$'000	Expansion \$'000	Grants \$'000	Contrib. \$'000	Council cash \$'000	Borrowings \$'000
Parks, Open Space and Streetscapes									
<i>New playgrounds and recreation facilities for young people</i>	216		-	216				216	
<i>Open Space Works - Atkins Road</i>	30	30						30	
<i>Tree planting program</i>	52		26	26				52	
<i>Open Space Program</i>	103		41	62				103	
<i>Landscape renewal</i>	52		52	-				52	
<i>Shade tree program</i>	68		-	68				68	
<i>SRV Minor Grants matching funding</i>	364		-	364				364	
<i>Beaconsfield Streetscape/Traffic upgrades</i>	433		111	-	321			433	
<i>BMX Facility Asset renewal</i>	114		44	70				114	
<i>Skatepark asset renewal</i>	156		156	-				156	
<i>Associated playspace infrastructure renewal</i>	85		73	12				85	
<i>Playground renewals as per council plan</i>	260		223	37				260	
<i>Streetlight upgrades - LRCI Round 3</i>	2,250		-	2,250		1,338		912	
<i>Cockatoo Cottages- LRCI Round 3</i>	185		33	152		185		-	
<i>Deep Creek Reserve - LRCI Round 3</i>	175		-	175		175		-	
<i>Parman Avenue reserve playspace - LRCI Round 3</i>	62		40	23		62		-	
Off Street Car Parks									
<i>Carpark resurfacing</i>	127	-	127	-		-	-	127	-
<i>Cardinia Youth Facility - Carpark (James Street carpark) - LRCI Round 3</i>	500	-	15	485		500	-	-	-
Other Infrastructure									
<i>Installation of new lighting</i>	114		-	114				114	
<i>Tree management at high risk sites</i>	104		104	-				104	
<i>Implementation of Arts and Culture Strategy</i>	104		104	-				104	
<i>Public Art Program</i>	134		-	-	134			134	
TOTAL INFRASTRUCTURE	46,769	30	15,220	17,957	13,562	21,310	7,370	18,089	-
TOTAL NEW CAPITAL WORKS	69,320	686	20,936	22,205	25,493	24,460	14,643	30,217	-

Capital Works Area	Project Cost \$'000	Asset expenditure types				Summary of Funding Sources			
		New \$'000	Renewal \$'000	Upgrade \$'000	Expansion \$'000	Grants \$'000	Contrib. \$'000	Council cash \$'000	Borrowings \$'000
4.5.3 Works carried forward from the 2021/22 year									
PROPERTY									
Buildings									
<i>Public Toilets</i>	100	-	43	57	-	-	-	100	-
<i>Design/Construct Stage 2 of Bunyip Stadium</i>	200	-	14	186	-	-	-	200	-
<i>Cardinia Youth Facility - Building</i>	3,076	-	-	-	3,076	-	-	3,076	-
<i>Purton Road Depot Development</i>	353	-	36	317	-	-	-	353	-
<i>Pakenham Tennis Club Relocation - Club Room Renovation</i>	655	328	-	328	-	-	-	655	-
<i>Buildings Renewal Program</i>	600	-	600	-	-	-	-	600	-
<i>Universal Design Rec Facilities Upgrade</i>	100	-	20	80	-	-	-	100	-
<i>Officer Recreation Reserve Pavilion extension</i>	390	-	78	312	-	-	-	390	-
<i>Cardinia Life extension</i>	650	-	51	599	-	-	-	650	-
<i>3 Year Old Kindergarten Works</i>	150	-	-	-	150	-	-	150	-
<i>Integrated Children's Facility - Timbertop (double)</i>	2,500	-	-	-	2,500	800	1,700	-	-
<i>Brunt Road Integrated Children's Facility - Officer precinct - open January 2024 - design(Triple)</i>	200	-	-	-	200	-	200	-	-
TOTAL PROPERTY	8,974	328	842	1,878	5,926	800	1,900	6,274	-
PLANT AND EQUIPMENT									
Plant, Machinery and Equipment									
<i>New plant program</i>	1,000	-	1,000	-	-	-	-	1,000	-
Computers and Telecommunications									
<i>Finance system</i>	318	-	-	318	-	-	-	318	-
TOTAL PLANT AND EQUIPMENT	1,318	-	1,000	318	-	-	-	1,318	-

Capital Works Area	Project Cost \$'000	Asset expenditure types				Summary of Funding Sources			
		New \$'000	Renewal \$'000	Upgrade \$'000	Expansion \$'000	Grants \$'000	Contrib. \$'000	Council cash \$'000	Borrowings \$'000
INFRASTRUCTURE									
Roads									
<i>DCP-McGregor Road Duplication over Railway</i>	(200)	-	(4)	-	(196)	-	-	(200)	-
<i>Local Area Traffic Improvements</i>	280	-	-	280	-	-	-	280	-
<i>Pakenham Main Street Revitalisation</i>	(150)	-	(39)	-	(111)	-	-	(150)	-
<i>Roads Sealing Program-Connect Cardinia Stage 2</i>	7,000	-	146	6,854	-	-	-	-	7,000
<i>Princes Hwy Intersections-Officer</i>	8,600	-	2,150	-	6,450	8,600	-	-	-
Footpaths and Cycleways									
<i>Footpath Network Expansion</i>	150	-	-	150	-	-	-	150	-
<i>Gravel pathway resheeting</i>	68	-	68	-	-	-	-	68	-
Recreational, Leisure & Community Facilities									
<i>Upper Beaconsfield Reserve Masterplan</i>	52	-	16	36	-	-	-	52	-
<i>Upper Beaconsfield Community Buildings masterplan</i>	52	-	-	-	52	-	-	52	-
<i>Shade structures renewals</i>	78	-	62	8	8	-	-	78	-
<i>Garfield North Cannibal Creek Reserve Building</i>	70	-	-	70	-	-	-	70	-
<i>Officer District Park Masterplan implementation-Civil</i>	2,800	-	-	-	2,800	-	2,800	-	-
Parks, Open Space and Streetscapes									
<i>PB Ronald Reserve - Masterplan</i>	150	-	44	106	-	-	-	150	-
<i>Alma Treloar Masterplan implementation</i>	372	-	112	260	-	-	-	372	-
<i>Beaconsfield Streetscape/Traffic upgrades</i>	376	-	97	-	279	-	-	376	-
<i>Skatepark asset renewal</i>	31	-	31	-	-	-	-	31	-
Off Street Car Parks									
<i>Alma Treloar Car park Sealing</i>	150	-	19	131	-	-	-	150	-
Other Infrastructure									
TOTAL INFRASTRUCTURE	19,879	-	2,702	7,896	9,281	8,600	2,800	1,479	7,000
TOTAL CARRIED FORWARD CAPITAL WORKS FROM 2021/22	30,171	328	4,544	10,092	15,207	9,400	4,700	9,071	7,000

4.6 Summary of Planned Capital Works Expenditure
For the years ending 30 June 2024, 2025 & 2026



2023-24	Asset Expenditure Types					Funding Sources				
	Total \$'000	New \$'000	Renewal \$'000	Upgrade \$'000	Expansion \$'000	Total \$'000	Grants \$'000	Contributions \$'000	Council Cash \$'000	Borrowings \$'000
Property										
Land	1,478	0	0	0	1,478	1,478	0	0	1,478	0
Land improvements	0	0	0	0	0	0	0	0	0	0
Total Land	1,478	0	0	0	1,478	1,478	0	0	1,478	0
Buildings	14,108	49	3,258	7,200	3,600	14,108	1,970	1,039	11,099	0
Heritage Buildings	0	0	0	0	0	0	0	0	0	0
Building improvements	0	0	0	0	0	0	0	0	0	0
Leasehold improvements	0	0	0	0	0	0	0	0	0	0
Total Buildings	14,108	49	3,258	7,200	3,600	14,108	1,970	1,039	11,099	0
Total Property	15,586	49	3,258	7,200	5,078	15,586	1,970	1,039	12,577	0
Plant and Equipment										
Heritage plant and equipment	0					0	0	0	0	0
Plant, machinery and equipment	3,084	157	2,927	0	0	3,084	0	0	3,084	0
Fixtures, fittings and furniture	141	0	125	8	8	141	0	0	141	0
Computers and telecommunications	1,015	493	0	523	0	1,015	0	0	1,015	0
Library books	0					0	0	0	0	0
Total Plant and Equipment	4,241	649	3,053	531	8	4,241	0	0	4,241	0
Infrastructure										
Roads	57,093	277	11,417	33,182	12,217	57,093	29,007	10,522	17,563	0
Bridges	761	0	761	0	0	761	0	0	761	0
Footpaths and cycleways	1,606	0	663	912	31	1,606	0	0	1,606	0
Drainage	1,040	0	534	506	0	1,040	0	0	1,040	0
Recreational, leisure and community facilities	6,614	0	1,658	1,355	3,601	6,614	985	3,490	639	1,500
Waste management	0	0	0	0	0	0	0	0	0	0
Parks, open space and streetscapes	2,485	30	1,051	1,405	0	2,485	0	0	2,485	0
Aerodromes	0	0	0	0	0	0	0	0	0	0
Off street car parks	130	0	130	0	0	130	0	0	130	0
Other infrastructure	339	0	209	125	5	339	0	0	339	0
Total Infrastructure	70,068	307	16,422	37,485	15,854	70,068	29,992	14,012	24,564	1,500
Total Capital Works Expenditure	89,895	1,005	22,734	45,216	20,940	89,895	31,963	15,051	41,381	1,500

4.6 Summary of Planned Capital Works Expenditure
For the years ending 30 June 2024, 2025 & 2026



2024/25	Asset Expenditure Types					Funding Sources				
	Total \$'000	New \$'000	Renewal \$'000	Upgrade \$'000	Expansion \$'000	Total \$'000	Grants \$'000	Contributions \$'000	Council Cash \$'000	Borrowings \$'000
Property										
Land	1,456	0	0	0	1,456	1,456	0	0	1,456	0
Land improvements	0	0	0	0	0	0	0	0	0	0
Total Land	1,456	0	0	0	1,456	1,456	0	0	1,456	0
Buildings	8,127	0	2,671	2,876	2,581	8,127	0	936	5,691	1,500
Heritage Buildings	0	0	0	0	0	0	0	0	0	0
Building improvements	0	0	0	0	0	0	0	0	0	0
Leasehold improvements	0	0	0	0	0	0	0	0	0	0
Total Buildings	8,127	0	2,671	2,876	2,581	8,127	0	936	5,691	1,500
Total Property	9,583	0	2,671	2,876	4,037	9,583	0	936	7,147	1,500
Plant and Equipment										
Heritage plant and equipment	0	0	0	0	0	0	0	0	0	0
Plant, machinery and equipment	2,950	315	2,635	0	0	2,950	0	0	2,950	0
Fixtures, fittings and furniture	147	0	131	8	8	147	0	0	147	0
Computers and telecommunications	1,011	485	0	525	0	1,011	0	0	1,011	0
Library books	0	0	0	0	0	0	0	0	0	0
Total Plant and Equipment	4,108	801	2,766	533	8	4,108	0	0	4,108	0
Infrastructure										
Roads	43,994	170	10,646	26,172	7,006	43,994	28,406	7,220	8,368	0
Bridges	749	0	749	0	0	749	0	0	749	0
Footpaths and cycleways	1,673	0	651	990	32	1,673	0	0	1,673	0
Drainage	1,049	0	540	510	0	1,049	0	0	1,049	0
Recreational, leisure and community facilities	1,421	0	1,106	315	0	1,421	0	0	1,421	0
Waste management	0	0	0	0	0	0	0	0	0	0
Parks, open space and streetscapes	2,481	0	1,136	1,345	0	2,481	0	0	2,481	0
Aerodromes	0	0	0	0	0	0	0	0	0	0
Off street car parks	133	0	133	0	0	133	0	0	133	0
Other infrastructure	441	0	210	137	95	441	0	0	441	0
Total Infrastructure	51,942	170	15,171	29,469	7,132	51,942	28,406	7,220	16,316	0
Total Capital Works Expenditure	65,633	971	20,608	32,878	11,176	65,633	28,406	8,156	27,571	1,500

4.6 Summary of Planned Capital Works Expenditure
For the years ending 30 June 2024, 2025 & 2026



2025/26	Asset Expenditure Types					Funding Sources				
	Total \$'000	New \$'000	Renewal \$'000	Upgrade \$'000	Expansion \$'000	Total \$'000	Grants \$'000	Contributions \$'000	Council Cash \$'000	Borrowings \$'000
Property										
Land	1,434	0	0	0	1,434	1,434	0	0	1,434	0
Land improvements	0	0	0	0	0	0	0	0	0	0
Total Land	1,434	0	0	0	1,434	1,434	0	0	1,434	0
Buildings	12,605	0	3,268	7,593	1,744	12,605	0	454	5,151	7,000
Heritage Buildings	0	0	0	0	0	0	0	0	0	0
Building improvements	0	0	0	0	0	0	0	0	0	0
Leasehold improvements	0	0	0	0	0	0	0	0	0	0
Total Buildings	12,605	0	3,268	7,593	1,744	12,605	0	454	5,151	7,000
Total Property	14,039	0	3,268	7,593	3,179	14,039	0	454	6,585	7,000
Plant and Equipment										
Heritage plant and equipment	0	0	0	0	0	0	0	0	0	0
Plant, machinery and equipment	2,726	158	2,568	0	0	2,726	0	0	2,726	0
Fixtures, fittings and furniture	148	0	132	8	8	148	0	0	148	0
Computers and telecommunications	1,006	478	0	528	0	1,006	0	0	1,006	0
Library books	0	0	0	0	0	0	0	0	0	0
Total Plant and Equipment	3,880	637	2,700	536	8	3,880	0	0	3,880	0
Infrastructure										
Roads	37,545	204	9,626	25,008	2,707	37,545	27,081	0	10,464	0
Bridges	738	0	738	0	0	738	0	0	738	0
Footpaths and cycleways	1,678	0	690	956	32	1,678	0	0	1,678	0
Drainage	1,058	0	545	513	0	1,058	0	0	1,058	0
Recreational, leisure and community facilities	1,706	0	481	126	1,099	1,706	0	544	1,161	0
Waste management	0	0	0	0	0	0	0	0	0	0
Parks, open space and streetscapes	1,984	0	987	997	0	1,984	0	0	1,984	0
Aerodromes	0	0	0	0	0	0	0	0	0	0
Off street car parks	136	0	136	0	0	136	0	0	136	0
Other infrastructure	364	0	211	148	5	364	0	0	364	0
Total Infrastructure	45,208	204	13,413	27,748	3,843	45,208	27,081	544	17,583	0
Total Capital Works Expenditure	63,128	840	19,381	35,877	7,030	63,128	27,081	998	28,049	7,000

5. Financial performance indicators



The following table highlights Council's current and projected performance across a range of key financial performance indicators. These indicators provide a useful analysis of Council's financial position and performance and should be interpreted in the context of the organisation's objectives.

The financial performance indicators below are the prescribed financial performance indicators contained in Part 3 of Schedule 3 of the *Local Government (Planning and Reporting) Regulations 2020, unless otherwise stated*. Results against these indicators will be reported in Council's Performance Statement included in the Annual Report.

Indicator	Measure	Notes	Actual	Forecast	Budget	Projections			Trend
			2020-21	2021-22	2022-23	2023-24	2024-25	2025-26	2022-26 +o/-
Operating position									
Adjusted underlying result	Adjusted underlying surplus (deficit) / Adjusted underlying revenue	1	(0.80%)	(0.33%)	(5.60%)	(0.48%)	(0.17%)	0.60%	+
Liquidity									
Working Capital	Current assets / current liabilities	2	189%	222%	175%	164%	163%	229%	+
Unrestricted cash	Unrestricted cash / current liabilities	3	(38.2%)	(34.0%)	(50.1%)	(66.1%)	(60.2%)	(45.5%)	+
Unrestricted cash (VAGO)	Unrestricted cash / current liabilities	3	64%	83%	53%	28%	30%	57%	+
Obligations									
Loans and borrowings	Interest bearing loans and borrowings / rate revenue	4	28%	31%	30%	27%	18%	20%	+
Loans and borrowings	Interest and principal repayments on interest bearing loans and borrowings / rate revenue		14%	12%	12%	11%	11%	4%	+
Indebtedness	Non-current liabilities / own source revenue		31%	39%	37%	34%	18%	25%	+
Asset renewal	Asset renewal and upgrade expense / Asset depreciation	5	73%	127%	189%	206%	163%	156%	-
Stability									
Rates concentration	Rate revenue / adjusted underlying revenue	6	73%	75%	75%	77%	78%	78%	-
Rates effort	Rate revenue / CIV of rateable properties in the municipality		0.36%	0.36%	0.30%	0.30%	0.30%	0.30%	o

5. Financial performance indicators



Indicator	Measure	Notes	Actual	Forecast	Budget	Projections			Trend
			2020-21	2021-22	2022-23	2023-24	2024-25	2025-26	2022-26 +/-
Efficiency									
Expenditure level	Total expenses / no. of property assessments		\$2,881	\$2,821	\$3,015	\$2,841	\$2,860	\$2,867	+
Revenue level	Total rate revenue / no. of property assessments		\$2.07	\$2.15	\$2.19	\$2.22	\$2.26	\$2.29	+

Key to Forecast Trend:

- + Forecasts improvement in Council's financial performance/financial position indicator
- o Forecasts that Council's financial performance/financial position indicator will be steady
- Forecasts deterioration in Council's financial performance/financial position indicator

Notes to indicators

1. Adjusted underlying result – An indicator of the sustainable operating result required to enable Council to continue to provide core services and meet its objectives. A key goal of the Budget is to maintain an adjusted underlying surplus in the long term. The adjusted underlying result reduces to a deficit in 2022-23, but is declining over long term.

2. Working Capital – The proportion of current liabilities represented by current assets. Working capital is budgeted to steadily increase over the four year period, with increasing operating cash flows building cash and cash equivalent balances at a greater rate than current liabilities as trade and other payables decrease.

3. Unrestricted cash – Unrestricted cash is impacted by funds set aside for Developer contributions and other trust funds. The LGPRF ratio excludes long term investments from unrestricted cash, hence the difference to the VAGO indicator. Long term investments are appropriately managed to be available to cover commitments if required.

4. Loans & Borrowings – Council's current plan includes borrowings for capital expenditure. The loans and borrowing balance decreases over the period due to repayments of existing loans being higher than the value of drawdown of new loans during the period.

5. Asset renewal and upgrade – This percentage indicates the extent of Council's asset renewals and upgrades against its depreciation charge (an indication of the decline in value of its existing capital assets). A percentage greater than 100 indicates Council is maintaining its existing assets, while a percentage less than 100 indicates its assets are deteriorating faster than asset renewal. Future capital expenditure will be required to renew assets. Cardinia Shire offers urban and rural landscapes and strives to balance the needs of growth, interface, and rural environments. This adds pressure for new and renewal assets as Council strives to balance individual town needs. Council will renew assets where resources are available and will actively advocate and seek grant funding to increase new and upgrade opportunities. Council will continue to prioritise renewal projects to direct limited renewal funds where they are most needed, and closely monitor the impacts of not achieving sufficient asset renewal.

6. Rates Concentration – Reflects the extent of reliance on rate revenues to fund Council's ongoing services. Council strives to diversify its revenue sources in order to reduce the reliance on rates revenue. The trend over the period indicates Council is more reliant on rate revenue to fund ongoing operations. Additional funding helps fund key services in addition to enhancing service delivery.



6.1 Fees and Charges Schedule

This schedule presents the fees and charges of a statutory/non-statutory nature which will be charged in respect to various goods and services during the financial year 2022-23. Fees and charges are based on information available at the time of publishing and may vary during the financial year subject to any changes in Council's policy or legislation.

Fee Classification	Pricing Method (Non Statutory Fees only)	GST Applicable	2021-22	2022-23	Change		
			Adopted	Proposed	2021-22 to 22-23		
			\$ (inc GST if applicable)	\$ (incl GST if applicable)	\$ Incr/(Decr)	% Incr/(Decr)	
Liveable Communities							
Active and Connected Communities							
Community Recreation							
Community Recreation							
Council Managed Recreation Reserves - Casual hire rates							
Corporate - per hour	Non Statutory Fee	Market price	Yes	79.00	83.00	4.00	5.1%
Non Cardinia based Sporting Clubs - per hour	Non Statutory Fee	Market price	Yes	62.00	65.00	3.00	4.8%
Cardinia based Sporting Clubs - per hour	Non Statutory Fee	Market price	Yes	51.00	54.00	3.00	5.9%
Non Cardinia Schools - per hour	Non Statutory Fee	Market price	Yes	35.00	37.00	2.00	5.7%
Cardinia Schools - per hour	Non Statutory Fee	Market price	Yes	26.39	28.00	1.61	6.1%
James Bathe Recreation Reserve							
Ovals (Seasonal use 6 months, summer and winter)	Non Statutory Fee	Market price	Yes	1,427.00	1,498.00	71.00	5.0%
Netball courts (2) - full year	Non Statutory Fee	Market price	Yes	662.00	695.00	33.00	5.0%
Netball courts (2) - seasonal use (6 months)	Non Statutory Fee	Market price	Yes	331.00	348.00	17.00	5.1%
Public event bookings (only for commercial or for-profit organisations)	Non Statutory Fee	Market price	Yes	142.00	149.00	7.00	4.9%
Pavilion Community Space (no kitchen)	Non Statutory Fee	Market price	Yes	\$30 p/hr Commercial rate. \$20 p/hr Community Group rate.	\$32 p/hr Commercial rate. \$21 p/hr Community Group rate.		
Pavilion Community Space (with kitchen)	Non Statutory Fee	Market price	Yes	\$40 p/hr Commercial rate. \$20 p/hr Community Group rate.	\$42 p/hr Commercial rate. \$21 p/hr Community Group rate.		
Public market space hire (only for commercial or for-profit organisations)	Non Statutory Fee	Market price	Yes	\$200 per annum	\$210 per annum		
Tynong North Community Hall							
Corporate - per hr	Non Statutory Fee	Market price	Yes	26.00	27.00	1.00	3.8%
Ongoing - long term bookings - per booking	Non Statutory Fee	Market price	Yes	16.00	17.00	1.00	6.3%
Community/ casual use - per hr	Non Statutory Fee	Market price	Yes	13.20	14.00	0.80	6.1%
Don Jackson Recreation Reserve							
Oval (Seasonal use 6 months, summer and winter)	Non Statutory Fee	Market price	Yes	1,427.00	1,498.00	71.00	5.0%
Public event bookings (only for commercial or for-profit organisations)	Non Statutory Fee	Market price	Yes	142.00	149.00	7.00	4.9%
Public market space hire (only for commercial or for-profit organisations)	Non Statutory Fee	Market price	Yes	\$200 per annum	\$210 per annum		
Heatherbrae Recreation Reserve							
Oval (Seasonal use 6 months, summer and winter)	Non Statutory Fee	Market price	Yes	1,427.00	1,498.00	71.00	5.0%
Netball courts (2) - full year	Non Statutory Fee	Market price	Yes	662.00	695.00	33.00	5.0%
Public event bookings (only for commercial or for-profit organisations)	Non Statutory Fee	Market price	Yes	142.00	149.00	7.00	4.9%
Pavilion Community Space (no kitchen)	Non Statutory Fee	Market price	Yes	\$30 p/hr Commercial rate. \$20 p/hr Community Group rate.	\$32 p/hr Commercial rate. \$21 p/hr Community Group rate.		
Pavilion Community Space (with kitchen)	Non Statutory Fee	Market price	Yes	\$40 p/hr Commercial rate. \$20 p/hr Community Group rate.	\$42 p/hr Commercial rate. \$21 p/hr Community Group rate.		
Public market space hire (only for commercial or for-profit organisations)	Non Statutory Fee	Market price	Yes	\$200 per annum	\$210 per annum		
IYU Recreation Reserve							
IYU Recreation Reserve - Northern / Junior Turf Soccer Pitches (Seasonal use 6 months, summer and winter)	Non Statutory Fee	Market price	Yes	955.00	1,003.00	48.00	5.0%
IYU Recreation Reserve - Southern / Senior Turf Soccer Pitch (Seasonal use 6 months, summer and winter)	Non Statutory Fee	Market price	Yes	714.00	750.00	36.00	5.0%
Pavilion Community Space (no kitchen)	Non Statutory Fee	Market price	Yes	\$30 p/hr Commercial rate. \$20 p/hr Community Group rate.	\$32 p/hr Commercial rate. \$21 p/hr Community Group rate.		
Pavilion Community Space (with kitchen)	Non Statutory Fee	Market price	Yes	\$40 p/hr Commercial rate. \$20 p/hr Community Group rate.	\$42 p/hr Commercial rate. \$21 p/hr Community Group rate.		
Synthetic Soccer Pitch - Full Pitch, no lights							
Corporate - per hour	Non Statutory Fee	Market price	Yes	79.00	83.00	4.00	5.1%
Non Cardinia based Sporting Clubs - per hour	Non Statutory Fee	Market price	Yes	62.00	65.00	3.00	4.8%
Cardinia based Sporting Clubs - per hour	Non Statutory Fee	Market price	Yes	51.00	54.00	3.00	5.9%
Non Cardinia Schools - per hour	Non Statutory Fee	Market price	Yes	35.00	37.00	2.00	5.7%
Cardinia Schools - per hour	Non Statutory Fee	Market price	Yes	26.39	28.00	1.61	6.1%
Synthetic Soccer Pitch - Full Pitch, with lights							
Corporate - per hour	Non Statutory Fee	Market price	Yes	95.00	100.00	5.00	5.3%
Non Cardinia based Sporting Clubs - per hour	Non Statutory Fee	Market price	Yes	79.00	83.00	4.00	5.1%
Cardinia based Sporting Clubs - per hour	Non Statutory Fee	Market price	Yes	69.00	72.00	3.00	4.3%
Non Cardinia Schools - per hour	Non Statutory Fee	Market price	Yes	46.00	48.00	2.00	4.3%
Cardinia Schools - per hour	Non Statutory Fee	Market price	Yes	35.00	37.00	2.00	5.7%
Synthetic Soccer Pitch - Half Pitch, no lights							
Corporate - per hour	Non Statutory Fee	Market price	Yes	62.00	65.00	3.00	4.8%
Non Cardinia based Sporting Clubs - per hour	Non Statutory Fee	Market price	Yes	46.00	48.00	2.00	4.3%
Cardinia based Sporting Clubs - per hour	Non Statutory Fee	Market price	Yes	35.00	37.00	2.00	5.7%
Non Cardinia Schools - per hour	Non Statutory Fee	Market price	Yes	26.39	28.00	1.61	6.1%
Cardinia Schools - per hour	Non Statutory Fee	Market price	Yes	19.29	20.00	0.71	3.7%
Synthetic Soccer Pitch - Half Pitch, with lights							
Corporate - per hour	Non Statutory Fee	Market price	Yes	74.00	78.00	4.00	5.4%
Non Cardinia based Sporting Clubs - per hour	Non Statutory Fee	Market price	Yes	57.00	60.00	3.00	5.3%
Cardinia based Sporting Clubs - per hour	Non Statutory Fee	Market price	Yes	46.00	48.00	2.00	4.3%
Non Cardinia Schools - per hour	Non Statutory Fee	Market price	Yes	35.00	37.00	2.00	5.7%
Cardinia Schools - per hour	Non Statutory Fee	Market price	Yes	24.36	26.00	1.64	6.7%

	Fee Classification	Pricing Method (Non Statutory Fees only)	GST Applicable	2021-22	2022-23	Change	
				Adopted	Proposed	2021-22 to 22-23	
				\$ (inc GST if applicable)	\$ (inc GST if applicable)	\$ Incr/(Decr)	% Incr/(Decr)
Synthetic Soccer Pitch - Quarter Pitch, no lights							
Corporate - per hour	Non Statutory Fee	Market price	Yes	43.00	45.00	2.00	4.7%
Non Cardinia based Sporting Clubs - per hour	Non Statutory Fee	Market price	Yes	35.00	37.00	2.00	5.7%
Cardinia based Sporting Clubs - per hour	Non Statutory Fee	Market price	Yes	24.36	26.00	1.64	6.7%
Non Cardinia Schools - per hour	Non Statutory Fee	Market price	Yes	19.29	20.00	0.71	3.7%
Cardinia Schools - per hour	Non Statutory Fee	Market price	Yes	14.21	15.00	0.79	5.6%
Synthetic Soccer Pitch - Quarter Pitch, with lights							
Corporate - per hour	Non Statutory Fee	Market price	Yes	51.00	54.00	3.00	5.9%
Non Cardinia based Sporting Clubs - per hour	Non Statutory Fee	Market price	Yes	42.00	44.00	2.00	4.8%
Cardinia based Sporting Clubs - per hour	Non Statutory Fee	Market price	Yes	31.47	33.00	1.53	4.9%
Non Cardinia Schools - per hour	Non Statutory Fee	Market price	Yes	24.36	26.00	1.64	6.7%
Cardinia Schools - per hour	Non Statutory Fee	Market price	Yes	19.29	20.00	0.71	3.7%
Lakeside Recreation Reserve							
Oval (Seasonal use 6 months, summer and winter)	Non Statutory Fee	Market price	Yes	1,427.00	1,498.00	71.00	5.0%
Public event bookings (only for commercial or for-profit organisations)	Non Statutory Fee	Market price	Yes	142.00	149.00	7.00	4.9%
Public market space hire (only for commercial or for-profit organisations)	Non Statutory Fee	Market price	Yes	\$200 per annum	\$210 per annum		
Nar Nar Goon Recreation Reserve							
Oval (Seasonal use 6 months, summer and winter)	Non Statutory Fee	Market price	Yes	1,427.00	1,498.00	71.00	5.0%
Netball Courts (full year)	Non Statutory Fee	Market price	Yes	1,324.00	1,390.00	66.00	5.0%
Tennis Courts (full year)	Non Statutory Fee	Market price	Yes	995.00	1,045.00	50.00	5.0%
Netball Courts (Seasonal use 6 months, summer and winter)	Non Statutory Fee	Market price	Yes	662.00	695.00	33.00	5.0%
Public event bookings (only for commercial or for-profit organisations)	Non Statutory Fee	Market price	Yes	142.00	149.00	7.00	4.9%
Public market space hire (only for commercial or for-profit organisations)	Non Statutory Fee	Market price	Yes	\$200 per annum	\$210 per annum		
O'Neill Road Recreation Reserve							
Oval (Seasonal use 6 months, summer and winter)	Non Statutory Fee	Market price	Yes	1,427.00	1,498.00	71.00	5.0%
Public event bookings (only for commercial or for-profit organisations)	Non Statutory Fee	Market price	Yes	142.00	149.00	7.00	4.9%
Public market space hire (only for commercial or for-profit organisations)	Non Statutory Fee	Market price	Yes	\$200 per annum	\$210 per annum		
Toomuc Recreation Reserve							
Oval (Seasonal use 6 months, summer and winter)	Non Statutory Fee	Market price	Yes	1,427.00	1,498.00	71.00	5.0%
Baseball diamonds (2)	Non Statutory Fee	Market price	Yes	1,015.00	1,066.00	51.00	5.0%
Netball courts (2) - full year	Non Statutory Fee	Market price	Yes	662.00	695.00	33.00	5.0%
Netball courts (2) - seasonal use	Non Statutory Fee	Market price	Yes	331.00	348.00	17.00	5.1%
Public market space hire (only for commercial or for-profit organisations)	Non Statutory Fee	Market price	Yes	142.00	149.00	7.00	4.9%
Public event bookings (only for commercial or for-profit organisations)	Non Statutory Fee	Market price	Yes	\$200 per annum	\$210 per annum		
Kooweerup Community Complex							
Kooweerup Community Complex	Non Statutory Fee	N/A					
Personal trainers on all Passive and Active Reserves							
Winter Apr 1 to Sep 30							
Up to 5 sessions	Non Statutory Fee	Market price	Yes	150.00	150.00	-	-
6 - 10 sessions	Non Statutory Fee	Market price	Yes	250.00	250.00	-	-
Summer Oct 1 to Mar 31							
Up to 5 sessions	Non Statutory Fee	Market price	Yes	250.00	250.00	-	-
6 - 10 sessions	Non Statutory Fee	Market price	Yes	350.00	350.00	-	-
Annual (must be renewed by 30 June each year)							
Up to 5 sessions	Non Statutory Fee	Market price	Yes	350.00	350.00	-	-
6-10 sessions	Non Statutory Fee	Market price	Yes	550.00	550.00	-	-
Holm Park Road Recreation Reserve Community Room							
Ovals (Seasonal use 6 months, summer and winter)	Non Statutory Fee	Market price	Yes	1,427.00	1,498.00	71.00	5.0%
Netball courts (4) - full year	Non Statutory Fee	Market price	Yes	1,324.00	1,390.00	66.00	5.0%
Public event bookings (only for commercial or for-profit organisations)	Non Statutory Fee	Market price	Yes	142.00	149.00	7.00	4.9%
Pavilion Community Room	Non Statutory Fee	Market price	Yes	\$28 p/hr Non-Community Group. \$14 p/hr Community Group	\$29 p/hr Non-Community Group. \$15 p/hr Community Group		
Public market space hire (only for commercial or for-profit organisations)	Non Statutory Fee	Market price	Yes	\$200 per annum	\$210 per annum		
Connected Communities							
Beaconsfield Community Centre							
Please phone 8768 4400 for the current hire rates	Non Statutory Fee	N/A					
Community Bus							
Community Bus hire fees	Non Statutory Fee	Subsidised Price	No	8.15	8.40	0.25	3.1%
Community Bus hire - COVID Cleaning costs	Non Statutory Fee	Full Cost Recovery Price	No	55.00	55.00	-	-
Community Bus hire - COVID Cleaning costs (Weekend)	Non Statutory Fee	Full Cost Recovery Price	No	110.00	110.00	-	-
Community Halls							
Community Halls Private/Community Groups							
Full Day	Non Statutory Fee	Subsidised Price	Yes	218.23	-	(218.23)	(100.0%)
Bond	Non Statutory Fee	Subsidised Price	No	152.25	-	(152.25)	(100.0%)
Half day / evening (up to 4 hours)	Non Statutory Fee	Subsidised Price	Yes	109.11	-	(109.11)	(100.0%)
Two hour (min)	Non Statutory Fee	Subsidised Price	Yes	65.47	-	(65.47)	(100.0%)
Community Halls Private/for profit							
Bond	Non Statutory Fee	Subsidised Price	No	507.50	-	(507.50)	(100.0%)
Full Day	Non Statutory Fee	Market price	Yes	461.83	-	(461.83)	(100.0%)
Half day / evening (up to 4 hours)	Non Statutory Fee	Market price	Yes	238.53	-	(238.53)	(100.0%)
Two hour (min)	Non Statutory Fee	Market price	Yes	131.95	-	(131.95)	(100.0%)
Community Halls Private/Not for profit							
Full Day	Non Statutory Fee	Subsidised Price	Yes	218.23	-	(218.23)	(100.0%)
Bond	Non Statutory Fee	Subsidised Price	No	152.25	-	(152.25)	(100.0%)
Half day / evening (up to 4 hours)	Non Statutory Fee	Subsidised Price	Yes	109.11	-	(109.11)	(100.0%)
Two hour (min)	Non Statutory Fee	Subsidised Price	Yes	65.47	-	(65.47)	(100.0%)
Community or Multipurpose Room - Community Groups							
Bond	Non Statutory Fee	Subsidised Price	No	152.25	157.00	4.75	3.1%
Full Day	Non Statutory Fee	Subsidised Price	Yes	46.18	48.00	1.82	3.9%
Half day / evening (up to 4 hours)	Non Statutory Fee	Subsidised Price	Yes	22.84	24.00	1.16	5.1%
Two hour (min)	Non Statutory Fee	Subsidised Price	Yes	11.42	12.00	0.58	5.1%
Community or Multipurpose Room - for profit							
Bond	Non Statutory Fee	Subsidised Price	No	507.50	523.00	15.50	3.1%
Full Day	Non Statutory Fee	Subsidised Price	Yes	162.40	167.00	4.60	2.8%
Half day / evening (up to 4 hours)	Non Statutory Fee	Subsidised Price	Yes	81.20	84.00	2.80	3.4%
Two hour (min)	Non Statutory Fee	Subsidised Price	Yes	40.60	42.00	1.40	3.4%
Community or Multipurpose Room - Not for profit							
Bond	Non Statutory Fee	Subsidised Price	No	152.25	157.00	4.75	3.1%
Full Day	Non Statutory Fee	Subsidised Price	Yes	81.20	84.00	2.80	3.4%
Half day / evening (up to 4 hours)	Non Statutory Fee	Subsidised Price	Yes	40.60	42.00	1.40	3.4%
Two hour (min)	Non Statutory Fee	Subsidised Price	Yes	20.30	21.00	0.70	3.4%

	Fee Classification	Pricing Method (Non Statutory Fees only)	GST Applicable	2021-22	2022-23	Change	
				Adopted	Proposed	2021-22 to 2022-23	
				\$ (inc GST if applicable)	\$ (incl GST if applicable)	\$ Incr/(Decr)	% Incr/(Decr)
Training, Meeting, Activity or Consult Room - Community Groups							
Bond	Non Statutory Fee	Subsidised Price	No	152.25	157.00	4.75	3.1%
Full Day	Non Statutory Fee	Subsidised Price	Yes	35.02	36.00	0.98	2.8%
Half day / evening (up to 4 hours)	Non Statutory Fee	Subsidised Price	Yes	17.46	18.00	0.54	3.1%
Two hour (min)	Non Statutory Fee	Subsidised Price	Yes	8.73	9.00	0.27	3.1%
Training, Meeting, Activity or Consult Room - for profit							
Bond	Non Statutory Fee	Subsidised Price	No	507.50	523.00	15.50	3.1%
Full Day	Non Statutory Fee	Subsidised Price	Yes	138.04	142.00	3.96	2.9%
Half day / evening (up to 4 hours)	Non Statutory Fee	Subsidised Price	Yes	69.02	71.00	1.98	2.9%
Two hour (min)	Non Statutory Fee	Subsidised Price	Yes	34.51	36.00	1.49	4.3%
Training, Meeting, Activity or Consult Room - Not for profit							
Bond	Non Statutory Fee	Subsidised Price	No	152.25	157.00	4.75	3.1%
Full Day	Non Statutory Fee	Subsidised Price	Yes	69.02	71.00	1.98	2.9%
Half day / evening (up to 4 hours)	Non Statutory Fee	Subsidised Price	Yes	34.51	36.00	1.49	4.3%
Two hour (min)	Non Statutory Fee	Subsidised Price	Yes	17.26	18.00	0.74	4.3%
Hills Hub							
Hills Hub Hall Space - Community Groups							
Full Day	Non Statutory Fee	Subsidised Price	Yes	218.23	225.00	6.77	3.1%
Bond	Non Statutory Fee	Subsidised Price	Yes	152.25	157.00	4.75	3.1%
Half day / evening (up to 4 hours)	Non Statutory Fee	Subsidised Price	Yes	109.11	112.00	2.89	2.6%
Hills Hub Hall Space - for profit							
Bond	Non Statutory Fee	Subsidised Price	Yes	507.50	523.00	15.50	3.1%
Full Day	Non Statutory Fee	Subsidised Price	Yes	461.83	476.00	14.17	3.1%
Half day / evening (up to 4 hours)	Non Statutory Fee	Subsidised Price	Yes	238.53	246.00	7.47	3.1%
Hills Hub Hall Space - Not for profit							
Full Day	Non Statutory Fee	Subsidised Price	Yes	218.23	225.00	6.77	3.1%
Bond	Non Statutory Fee	Subsidised Price	Yes	152.25	157.00	4.75	3.1%
Half day / evening (up to 4 hours)	Non Statutory Fee	Subsidised Price	Yes	109.11	112.00	2.89	2.6%
Connected Communities NEW fee structure							
Standard Hire Fees per hour							
Bond (low risk)	Non Statutory Fee	Subsidised Price	Yes	-	500.00	500.00	
Bond (med to high risk)	Non Statutory Fee	Subsidised Price	Yes	-	1,000.00	1,000.00	
Level one space	Non Statutory Fee	Subsidised Price	Yes	-	60.00	60.00	
Level two space	Non Statutory Fee	Subsidised Price	Yes	-	35.00	35.00	
Level three space	Non Statutory Fee	Subsidised Price	Yes	-	25.00	25.00	
Level four space	Non Statutory Fee	Subsidised Price	Yes	-	20.00	20.00	
Level five space	Non Statutory Fee	Subsidised Price	Yes	-	15.00	15.00	
40% will be added to the standard rates for weekend/peak time hire.							
A 50% subsidy will be applied to the weekday or weekend standard rate for events that provide community benefit.							
Emerald Lake Park							
Emerald Lake Park							
Amphitheatre Hire - Bunerong	Non Statutory Fee	Market price	Yes	247.00	247.00	-	-
Amphitheatre Hire - Carl Stemp	Non Statutory Fee	Market price	Yes	132.00	132.00	-	-
Amphitheatre Hire - Gus Ryberg	Non Statutory Fee	Market price	Yes	330.00	330.00	-	-
Amphitheatre Hire - The Gums	Non Statutory Fee	Market price	Yes	132.00	132.00	-	-
Amphitheatre Hire - The Pines	Non Statutory Fee	Market price	Yes	132.00	-	(132.00)	(100.0%)
Lakeside Meeting Room Community Group (4 hours)	Non Statutory Fee	Market price	Yes	158.00	163.00	5.00	3.2%
Lakeside Meeting Room Community Group (8 hours)	Non Statutory Fee	Market price	Yes	285.00	294.00	9.00	3.2%
Lakeside Meeting Room Standard (4 hours)	Non Statutory Fee	Market price	Yes	186.00	192.00	6.00	3.2%
Lakeside Meeting Room Standard (8 hours)	Non Statutory Fee	Market price	Yes	323.00	333.00	10.00	3.1%
Parking - 2 hour	Non Statutory Fee	Market price	Yes	2.03	2.00	(0.03)	(1.5%)
Parking - all day	Non Statutory Fee	Market price	Yes	6.09	6.00	(0.09)	(1.5%)
Shelter Hire - Boatshed	Non Statutory Fee	Market price	Yes	148.00	150.00	2.00	1.4%
Shelter Hire - Lakeside	Non Statutory Fee	Market price	Yes	148.00	150.00	2.00	1.4%
Shelter Hire - Poolside	Non Statutory Fee	Market price	Yes	148.00	150.00	2.00	1.4%
Weddings (Gardens)	Non Statutory Fee	Market price	Yes	508.00	525.00	17.00	3.3%
Weddings (Lakeside)	Non Statutory Fee	Market price	Yes	711.00	-	(711.00)	(100.0%)
Parks Planning							
Passive Reserves							
Public event bookings (only for commercial or for-profit organisations)	Non Statutory Fee	Market price	Yes	203.00	209.00	6.00	3.0%
Public market space hire (only for commercial or for-profit organisations)	Non Statutory Fee	Market price	Yes	\$200 per annum	\$200 per annum		
Community and Family Services							
Youth Services							
My Place youth facility							
Casual Room Hire - Activity Room Full Half Day Rate	Non Statutory Fee	Subsidised Price	Yes	123.83	128.00	4.17	3.4%
Casual Room Hire - Activity Room Half Day Rate	Non Statutory Fee	Subsidised Price	Yes	61.92	64.00	2.08	3.4%
Casual Room Hire - Consulting Room Full Day Rate	Non Statutory Fee	Subsidised Price	Yes	85.26	88.00	2.74	3.2%
Casual Room Hire - Consulting Room Half Day Rate	Non Statutory Fee	Subsidised Price	Yes	45.68	47.00	1.32	2.9%
Casual Room Hire - Meeting Room Full Day Rate	Non Statutory Fee	Subsidised Price	Yes	112.67	116.00	3.33	3.0%
Regular Room Hire - Activity Room Full Day Rate	Non Statutory Fee	Subsidised Price	Yes	79.17	82.00	2.83	3.6%
Regular Room Hire - Activity Room Half Day Rate	Non Statutory Fee	Subsidised Price	Yes	39.59	41.00	1.41	3.6%
Regular Room Hire - Consulting Room Full Day Rate	Non Statutory Fee	Subsidised Price	Yes	50.75	52.00	1.25	2.5%
Regular Room Hire - Consulting Room Half Day Rate	Non Statutory Fee	Subsidised Price	Yes	28.42	29.00	0.58	2.0%
Regular Room Hire - Meeting Room Full Day Rate	Non Statutory Fee	Subsidised Price	Yes	68.01	70.00	1.99	2.9%
Regular Room Hire - Meeting Room Half Day Rate	Non Statutory Fee	Subsidised Price	Yes	34.51	36.00	1.49	4.3%
Note - Half Day - up to and including 4 hours, Day - 4 to 8 hours	Non Statutory Fee	N/A					
Regular Rates - 6 or more consecutive bookings	Non Statutory Fee	N/A					
The Point							
Full Day Casual Rate	Non Statutory Fee	Full Cost Recovery Price	Yes	142.10	146.00	3.90	2.7%
Full Day Regular Rate	Non Statutory Fee	Full Cost Recovery Price	Yes	101.50	105.00	3.50	3.4%
Half day Casual Rate	Non Statutory Fee	Full Cost Recovery Price	Yes	71.05	73.00	1.95	2.7%
Half Day Regular Rate	Non Statutory Fee	Full Cost Recovery Price	Yes	50.75	52.00	1.25	2.5%
Cardinia Youth Hub							
Casual Room Hire - Activity/Program Room Full Half Day Rate	Non Statutory Fee	Subsidised Price	Yes	123.83	128.00	4.17	3.4%
Casual Room Hire - Activity/Program Room Half Day Rate	Non Statutory Fee	Subsidised Price	Yes	61.92	64.00	2.08	3.4%
Casual Room Hire - Consulting/Counselling Room Full Day Rate	Non Statutory Fee	Subsidised Price	Yes	85.26	88.00	2.74	3.2%
Casual Room Hire - Consulting/Counselling Room Half Day Rate	Non Statutory Fee	Subsidised Price	Yes	45.68	47.00	1.32	2.9%
Casual Room Hire - Meeting/Training Room Full Day Rate	Non Statutory Fee	Subsidised Price	Yes	112.67	116.00	3.33	3.0%
Recording Booth- External Hire - Hourly Rate	Non Statutory Fee	Subsidised Price	Yes		27.50	27.50	100.0%
Regular Room Hire - Activity/Program Room Full Day Rate	Non Statutory Fee	Subsidised Price	Yes	79.17	82.00	2.83	3.6%
Regular Room Hire - Activity/Program Room Half Day Rate	Non Statutory Fee	Subsidised Price	Yes	39.59	41.00	1.41	3.6%
Regular Room Hire - Consulting/Counselling Room Full Day Rate	Non Statutory Fee	Subsidised Price	Yes	50.75	52.00	1.25	2.5%
Regular Room Hire - Consulting/Counselling Room Half Day Rate	Non Statutory Fee	Subsidised Price	Yes	28.42	29.00	0.58	2.0%
Regular Room Hire - Meeting/Training Room Full Day Rate	Non Statutory Fee	Subsidised Price	Yes	68.01	70.00	1.99	2.9%
Regular Room Hire - Meeting/Training Room Half Day Rate	Non Statutory Fee	Subsidised Price	Yes	34.51	36.00	1.49	4.3%

	Fee Classification	Pricing Method (Non Statutory Fees only)	GST Applicable	2021-22	2022-23	Change	
				Adopted	Proposed	2021-22 to 22-23	
				\$ (inc GST if applicable)	\$ (incl GST if applicable)	\$ Incr/(Decr)	% Incr/(Decr)
Future Communities							
Community Infrastructure and Service Planning							
Central Enrolments							
Kindergarten Central Enrolment	Non Statutory Fee	Subsidised Price	No	29.00	30.00	1.00	3.4%
Pakenham Springs Child and Family Centre							
Hollins Child and Family Centre							
Henry Family Child and Family Centre							
Arena Child and Family Centre							
Andrews Community Kindergarten							
Lakeside Children's Centre							
Bridgewood Primary School & Integrated Child & Family Centre							
Pakenham Hills Parentzone Facility							
Rix Road Integrated Child Centre							
Timbertop Integrated Child Centre							
Family Centres and Children's Centres - Community groups							
Community room full day	Non Statutory Fee	Subsidised Price	Yes	46.18	48.00	1.82	3.9%
Committee Room full day	Non Statutory Fee	Subsidised Price	Yes	35.02	36.00	0.98	2.8%
Activity room (half room) full day	Non Statutory Fee	Subsidised Price	Yes	35.02	36.00	0.98	2.8%
Community room half day	Non Statutory Fee	Subsidised Price	Yes	22.84	24.00	1.16	5.1%
Committee room half day	Non Statutory Fee	Subsidised Price	Yes	17.46	18.00	0.54	3.1%
Activity room (half room) half day	Non Statutory Fee	Subsidised Price	Yes	17.46	18.00	0.54	3.1%
Family Centres and Children's Centres - Not for profit							
Community room full day	Non Statutory Fee	Subsidised Price	Yes	81.20	84.00	2.80	3.4%
Committee room full day	Non Statutory Fee	Subsidised Price	Yes	69.02	71.00	1.98	2.9%
Activity room (half room) full day	Non Statutory Fee	Subsidised Price	Yes	69.02	71.00	1.98	2.9%
Consult room full day	Non Statutory Fee	Subsidised Price	Yes	69.02	71.00	1.98	2.9%
Community Room half day	Non Statutory Fee	Subsidised Price	Yes	40.60	42.00	1.40	3.4%
Committee Room half day	Non Statutory Fee	Subsidised Price	Yes	34.51	36.00	1.49	4.3%
Activity room (half room) half day	Non Statutory Fee	Subsidised Price	Yes	34.51	36.00	1.49	4.3%
Consult room half day	Non Statutory Fee	Subsidised Price	Yes	34.51	36.00	1.49	4.3%
Family Centres and Children's Centres - Private/for profit							
Community room full day	Non Statutory Fee	Market price	Yes	162.40	167.00	4.60	2.8%
Committee room full day	Non Statutory Fee	Market price	Yes	138.04	142.00	3.96	2.9%
Activity room (half room) full day	Non Statutory Fee	Market price	Yes	138.04	142.00	3.96	2.9%
Consult room full day	Non Statutory Fee	Market price	Yes	138.04	142.00	3.96	2.9%
Community room half day	Non Statutory Fee	Market price	Yes	81.20	84.00	2.80	3.4%
Committee room half day	Non Statutory Fee	Market price	Yes	69.02	71.00	1.98	2.9%
Activity room (half room) half day	Non Statutory Fee	Market price	Yes	69.02	71.00	1.98	2.9%
Consult room - half day	Non Statutory Fee	Market price	Yes	69.02	71.00	1.98	2.9%
Planning and Design							
Statutory Planning							
Statutory Planning							
Statutory Fees							
For a declaration by the Council as to whether a matter specified on a permit to be carried out to the "satisfaction of the Council" has in fact been completed:-	Statutory Fee		No	306.70	306.70	-	-
Application for Permit							
An application to develop land or to use and develop land for a single dwelling per lot or to undertake development ancillary to the use of the land for a single dwelling per lot if the estimated cost of development included in the application is:							
Less than \$10,000	Statutory Fee		No	188.20	202.90	14.70	7.8%
\$10,000 - \$100,000	Statutory Fee		No	592.50	638.80	46.30	7.8%
\$100,000 - \$500,000	Statutory Fee		No	1,212.80	1,307.60	94.80	7.8%
\$500,000 - \$1,000,000	Statutory Fee		No	1,310.40	1,412.80	102.40	7.8%
\$1,000,000 - \$2,000,000	Statutory Fee		No	1,407.90	1,518.00	110.10	7.8%
VicSmart application:							
Less than \$10,000	Statutory Fee		No	188.20	202.90	14.70	7.8%
More than \$10,000	Statutory Fee		No	404.30	435.90	31.60	7.8%
To subdivide or consolidate land:							
To develop land (other than a class 2, 3, 7 or 8 or a permit to subdivide or consolidate land) if the estimated cost of development is:							
Less than \$100,000	Statutory Fee		No	1,080.40	1,080.40	-	-
To develop land (other than a class 4, 5, or 8 or a permit to subdivide or consolidate land) if the estimated cost of development is:							
\$100,000 - \$1,000,000	Statutory Fee		No	1,456.70	1,456.70	-	-
To develop land (other than a class 4, 5, or 8 or a permit to subdivide or consolidate land) if the estimated cost of development is:							
\$1,000,001 - \$5,000,000	Statutory Fee		No	3,213.20	3,213.20	-	-
To develop land (other than a class 8 or a permit to subdivide or consolidate land) if the estimated cost of development is:							
\$5,000,000 - \$15,000,000	Statutory Fee		No	8,189.80	8,189.80	-	-
\$15,000,000 - \$50,000,000	Statutory Fee		No	24,151.10	24,151.10	-	-
more than \$50,000,000	Statutory Fee		No	54,282.40	54,282.40	-	-
Applications for Amendments to Permits							
An application to amend a permit to use the land if that amendment is to change the use for which the land may be used.							
	Statutory Fee		No	1,240.70	1,337.70	97.00	7.8%
An application to amend a permit (other than a permit to develop land or to use and develop land for a single dwelling per lot or to undertake development ancillary to the use of the land for a single dwelling per lot) - (a) to change the statement of what the permit allows; or (b) to change any or all of the conditions which apply to the permit; or (c) in any way not otherwise provided for in this regulation.							
	Statutory Fee		No	1,240.70	1,337.70	97.00	7.8%
An application to amend a permit (other than a permit to subdivide land) to - (a) develop land for a single dwelling per lot; or (b) use and develop land for a single dwelling per lot; or (c) undertake development ancillary to the use of the land for a single dwelling per lot - if the estimated cost of any additional development to be permitted by the amendment is:							
\$10,000 or less	Statutory Fee		No	188.20	202.90	14.70	7.8%
>\$10,000 - \$100,000	Statutory Fee		No	592.50	638.80	46.30	7.8%
>\$100,000 - \$500,000	Statutory Fee		No	1,212.80	1,307.60	94.80	7.8%
>\$500,000 - \$2,000,000	Statutory Fee		No	1,310.40	1,412.80	102.40	7.8%

Fee Classification	Pricing Method (Non Statutory Fees only)	GST Applicable	2021-22	2022-23	Change		
			Adopted	Proposed	2021-22 to 22-23		
			\$ (inc GST if applicable)	\$ (incl GST if applicable)	\$ Incr/(Decr)	% Incr/(Decr)	
An application to amend a permit originally assessed in accordance with VicSmart if the estimated cost of any additional development to be permitted by the amendment is:							
\$10,000 or less	Statutory Fee	No	188.20	202.90	14.70	7.8%	
>\$10,000	Statutory Fee	No	404.30	435.90	31.60	7.8%	
An application to amend a permit originally assessed in accordance with VicSmart to subdivide or consolidate land	Statutory Fee	No	188.20	202.90	14.70	7.8%	
Certificates of compliance	Statutory Fee	No	306.70	330.70	24.00	7.8%	
Amendment of plans prior to certification	Statutory Fee	No	104.60	104.60	-	-	
Amendment of plans after certification	Statutory Fee	No	132.40	132.40	-	-	
An application to amend a permit to develop land, other than - (a) a permit to undertake development ancillary to the use of the land for a single dwelling per lot where the total estimated cost of the development originally permitted and the additional development to be permitted by the amendment is not more than \$100,000; or (b) a permit to subdivide land; (c) or a permit originally assessed in accordance with VicSmart - if the estimated cost of any additional development to be permitted by the amendment is not more than \$100,000 or less.	Statutory Fee	No	1,080.40	1,080.40	-	-	
An application (other than a Class 4, Class 5 or Class 8 application or a permit to subdivide or consolidate land) to amend a permit if the estimated cost of any additional development to be permitted by the amendment is more than \$100,000 and not more than \$1,000,000.	Statutory Fee	No	1,456.70	1,456.70	-	-	
An application (other than a Clause 8 application or a permit to subdivide or consolidate land) to amend a permit if the estimated cost of any additional development to be permitted by the amendment is more than \$5,000,000.	Statutory Fee	No	3,213.20	3,213.20	-	-	
An application to amend a permit to - (a) subdivide an existing building; or (b) subdivide land into 2 or more lots (other than a Class 9 or Class 16 permit); or (3) effect a realignment of a common boundary between lots or to consolidate 2 or more lots (other than a Clause 9 permit).	Statutory Fee	No	1,240.70	1,240.70	-	-	
An application to amend a permit to subdivide land (other than Clause 9, Class 16, Class 17 and Class 18)	Statutory Fee	No	\$1,240.70 per 100 lots created	\$1,240.70 per 100 lots created	-	-	
An application to amend a permit to - (a) create, vary or remove a restriction within the meaning of the Subdivision Act 1988; or (b) create or remove a right of way; or (c) create, vary or remove an easement other than a right of way; or (d) vary or remove a condition in the nature of an easement (other than right of way) in a Crown grant.	Statutory Fee	No	1,240.70	1,240.70	-	-	
Plan of subdivision (certification)	Statutory Fee	No	164.50	177.40	12.90	7.8%	
Non-Statutory Fees							
Planning Enquiries / Pre Application advice	Non Statutory Fee	Market price	No	123.80	190.00	66.20	53.5%
Provide a copy of an endorsed plan	Non Statutory Fee	Market price	No	112.35	170.00	57.65	51.3%
Extension of time to planning permit	Non Statutory Fee	Market price	No	140.45	290.00	149.55	106.5%
Secondary Consent (VicSmart)	Non Statutory Fee	Market price	No		202.90	202.90	100.0%
Secondary Consent	Non Statutory Fee	Market price	No	224.70	560.00	335.30	149.2%
Advertising Fee (up to 10 notices)	Non Statutory Fee	Market price	No	98.85	113.00	14.15	14.3%
Advertising Fee (11 to 20 notices)	Non Statutory Fee	Market price	No	196.65	213.00	16.35	8.3%
Advertising Fee (over 21 notices)	Non Statutory Fee	Market price	No	224.70	263.00	38.30	17.0%
Planning Certificate (Priority)	Non Statutory Fee	Market price	No	66.55	69.00	2.45	3.7%
Additional sign	Non Statutory Fee	Market price	Yes	-	55.00	55.00	100.0%
Sign (one)	Non Statutory Fee	Market price	Yes	67.65	235.00	167.35	247.4%
Section 173 Agreement Administration	Non Statutory Fee	Market price	Yes		300.00	300.00	100.0%
To Councils Satisfaction	Non Statutory Fee	Market price	Yes		180.00	180.00	100.0%
Reinspection Fee	Non Statutory Fee	Market price	Yes		300.00	300.00	100.0%
Growth Area Planning and Subdivisions							
Growth Area Planning							
Planning Scheme Amendment Stage 1							
Planning Scheme Amendment Stage 1	Statutory Fee	No	3,096.66	3,096.66	-	-	
Planning Scheme Amendment Stage 2							
(i) up to and including 10 submissions which seek a change to an amendment and where necessary referring the submissions to a panel; or	Statutory Fee	No	15,347.82	15,347.82	-	-	
(ii) 11 to (and including) 20 submissions which seek a change to an amendment and where necessary referring the submissions to a panel; or	Statutory Fee	No	30,665.59	30,665.59	-	-	
(iii) Submissions that exceed 20 submissions which seek a change to an amendment, and where necessary referring the submissions to a panel; and	Statutory Fee	No	40,992.70	40,992.70	-	-	
b) providing assistance to a panel in accordance with section 158 of the Act; and	Statutory Fee	No	488.52	488.52	-	-	
c) making a submission to a panel appointed under Part 8 of the Act at a hearing referred to in section 24(b) of the Act; and	Statutory Fee	No			-	-	
d) considering the panel's report in accordance with section 27 of the Act; and	Statutory Fee	No			-	-	
e) after considering submissions and the panel's report, abandoning the amendment.	Statutory Fee	No			-	-	
Planning Scheme Amendment Stage 3							
Planning Scheme Amendment Stage 3	Statutory Fee	No	488.52	488.52	-	-	
Planning Scheme Amendment Stage 4							
Planning Scheme Amendment Stage 4	Statutory Fee	No	488.52	488.52	-	-	
Planning Enforcement							
Applications for Permits							
An application for use only.	Statutory Fee	No	1,240.70	1,240.70	-	-	
An application to subdivide an existing building.	Statutory Fee	No	1,240.70	1,240.70	-	-	
An application to subdivide land into two lots	Statutory Fee	No	1,240.70	1,240.70	-	-	
To effect a realignment of a common boundary between lots or to consolidate two or more lots	Statutory Fee	No	1,240.70	1,240.70	-	-	
An application to subdivide land	Statutory Fee	No	\$1,240.70 per 100 lots	\$1,240.70 per 100 lots	-	-	
An application to remove a restriction (within the meaning of the Subdivision Act 1988) over land if the land has been used or developed for more than 2 years before the date of the applications in a manner which would have been lawful under the Planning and Environment Act 1987 but for the existence of the restriction.	Statutory Fee	No	1,240.70	1,240.70	-	-	
An application to create, vary or remove a restriction within the meaning of the Subdivision Act 1988; or to create or remove a right of way	Statutory Fee	No	1,240.70	1,240.70	-	-	
To create, vary or remove an easement other than a right of way; or to vary or remove a condition in the nature of an easement other than a right of way in a Crown grant	Statutory Fee	No	1,240.70	1,240.70	-	-	

	Fee Classification	Pricing Method (Non Statutory Fees only)	GST Applicable	2021-22	2022-23	Change	
				Adopted	Proposed	2021-22 to 22-23	
				\$ (inc GST if applicable)	\$ (incl GST if applicable)	\$ Incr/(Decr)	% Incr/(Decr)
Governance, Facilities and Economy							
Arts, Advocacy and Economy							
Arts and Creative Industries							
Cardinia Cultural Centre							
Boardroom							
Expo rate (10 hours+) - Standard	Non Statutory Fee	Market price	Yes	465.00	-	(465.00)	(100.0%)
Expo rate (10 hours+) - Community Group	Non Statutory Fee	Market price	Yes	406.00	-	(406.00)	(100.0%)
8 hours - Standard	Non Statutory Fee	Market price	Yes	323.00	165.00	(158.00)	(48.9%)
8 hours - Community Group	Non Statutory Fee	Market price	Yes	285.00	-	(285.00)	(100.0%)
4 hours - Standard	Non Statutory Fee	Market price	Yes	186.00	110.00	(76.00)	(40.9%)
4 hours - Community Group	Non Statutory Fee	Market price	Yes	158.00	-	(158.00)	(100.0%)
Staff Recovery							
Technicians	Non Statutory Fee	Market price	Yes	60.00	60.00	-	-
Ushers	Non Statutory Fee	Market price	Yes	44.00	45.00	1.00	2.3%
FOH Supervisor	Non Statutory Fee	Market price	Yes	-	55.00	55.00	-
Ticketing fees							
Ticket set	Non Statutory Fee	Market price	Yes	196.00	202.00	6.00	3.1%
Subsequent ticket sets	Non Statutory Fee	Market price	Yes	98.00	101.00	3.00	3.1%
Standard Booking fee	Non Statutory Fee	Market price	Yes	3.05	3.00	(0.05)	(1.6%)
Inside Charge	Non Statutory Fee	Market price	Yes	3.00	3.00	-	-
Comp Ticket Booking fee	Non Statutory Fee	Market price	Yes	2.03	2.00	(0.03)	(1.5%)
Administration levy 3.5% on all EFTPOS & CC sales administered at Centre	Non Statutory Fee	Market price	Yes	-	-	-	-
Amphitheatre							
Amphitheatre hire	Non Statutory Fee	Market price	Yes	242.00	249.00	7.00	2.9%
3 Phase power - provision thereof	Non Statutory Fee	Market price	Yes	203.00	209.00	6.00	3.0%
CCC Theatre							
Stage extension	Non Statutory Fee	Market price	Yes	509.00	524.00	15.00	2.9%
Orchestra Pit	Non Statutory Fee	Market price	Yes	349.00	359.00	10.00	2.9%
Performance per hour (includes 1 tech) - Standard	Non Statutory Fee	Market price	Yes	274.00	-	(274.00)	(100.0%)
Performance per hour (includes 1 tech) - Not for Profit	Non Statutory Fee	Market price	Yes	218.00	-	(218.00)	(100.0%)
White light rehearsal per hour (includes 1 tech) - Standard	Non Statutory Fee	Market price	Yes	208.00	214.00	6.00	2.9%
White light rehearsal per hour (includes 1 tech) - Not for Profit	Non Statutory Fee	Market price	Yes	164.00	-	(164.00)	(100.0%)
Theatre Hire (max 10 hours)	Non Statutory Fee	Market price	Yes	-	1,100.00	1,100.00	-
Studios (Combined Room) / Lakeview Extra - Corporate							
Expo rate (10 hours+) - Standard	Non Statutory Fee	Market price	Yes	897.00	-	(897.00)	(100.0%)
Expo rate (10 hours+) - Community Group	Non Statutory Fee	Market price	Yes	760.00	-	(760.00)	(100.0%)
8 hours - Standard	Non Statutory Fee	Market price	Yes	624.00	525.00	(99.00)	(15.9%)
8 hours - Community Group	Non Statutory Fee	Market price	Yes	537.00	-	(537.00)	(100.0%)
4 hours - Standard	Non Statutory Fee	Market price	Yes	361.00	350.00	(11.00)	(3.0%)
4 hours - Community Group	Non Statutory Fee	Market price	Yes	313.00	-	(313.00)	(100.0%)
Studios (Combined Room) / Lakeview Extra - Artists							
Expo rate (10 hours+) - Standard	Non Statutory Fee	Market price	Yes	897.00	-	(897.00)	(100.0%)
Expo rate (10 hours+) - Community Group	Non Statutory Fee	Market price	Yes	760.00	-	(760.00)	(100.0%)
8 hours - Standard	Non Statutory Fee	Market price	Yes	-	270.00	270.00	-
8 hours - Community Group	Non Statutory Fee	Market price	Yes	537.00	-	(537.00)	(100.0%)
4 hours - Standard	Non Statutory Fee	Market price	Yes	-	180.00	180.00	-
4 hours - Community Group	Non Statutory Fee	Market price	Yes	313.00	-	(313.00)	(100.0%)
When used as overflow Dressing Room (4 hours)	Non Statutory Fee	Market price	Yes	-	180.00	180.00	-
When used as overflow Dressing Room (8 hours)	Non Statutory Fee	Market price	Yes	-	270.00	270.00	-
Lakeview Large Room							
Expo rate (10 hours+) - Standard	Non Statutory Fee	Market price	Yes	1,804.00	-	(1,804.00)	(100.0%)
Expo rate (10 hours+) - Community Group	Non Statutory Fee	Market price	Yes	1,531.00	-	(1,531.00)	(100.0%)
8 hours - Standard	Non Statutory Fee	Market price	Yes	1,257.00	900.00	(357.00)	(28.4%)
8 hours - Community Group	Non Statutory Fee	Market price	Yes	1,067.00	-	(1,067.00)	(100.0%)
4 hours - Standard	Non Statutory Fee	Market price	Yes	722.00	600.00	(122.00)	(16.9%)
4 hours - Community Group	Non Statutory Fee	Market price	Yes	612.00	-	(612.00)	(100.0%)
Lakeview Room / Gallery							
Expo rate (10 hours+) - Standard	Non Statutory Fee	Market price	Yes	956.00	-	(956.00)	(100.0%)
Expo rate (10 hours+) - Community Group	Non Statutory Fee	Market price	Yes	820.00	-	(820.00)	(100.0%)
8 hours - Standard	Non Statutory Fee	Market price	Yes	677.00	570.00	(107.00)	(15.8%)
8 hours - Community Group	Non Statutory Fee	Market price	Yes	570.00	-	(570.00)	(100.0%)
4 hours - Standard	Non Statutory Fee	Market price	Yes	383.00	380.00	(3.00)	(0.8%)
4 hours - Community Group	Non Statutory Fee	Market price	Yes	329.00	-	(329.00)	(100.0%)
Waterfront Room							
Expo rate (10 hours+) - Standard	Non Statutory Fee	Market price	Yes	525.00	-	(525.00)	(100.0%)
Expo rate (10 hours+) - Community Group	Non Statutory Fee	Market price	Yes	437.00	-	(437.00)	(100.0%)
8 hours - Standard	Non Statutory Fee	Market price	Yes	366.00	315.00	(51.00)	(13.9%)
8 hours - Community Group	Non Statutory Fee	Market price	Yes	313.00	-	(313.00)	(100.0%)
4 hours - Standard	Non Statutory Fee	Market price	Yes	208.00	210.00	2.00	1.0%
4 hours - Community Group	Non Statutory Fee	Market price	Yes	181.00	-	(181.00)	(100.0%)
Pakenham Hall Operations							
Community Hall - Community Group - per hour	Non Statutory Fee	Market price	Yes	60.00	62.00	2.00	3.3%
Community Hall - Standard - per hour	Non Statutory Fee	Market price	Yes	74.00	76.00	2.00	2.7%
Community Hall and Kitchen - Community Group - per hour	Non Statutory Fee	Market price	Yes	67.00	69.00	2.00	3.0%
Community Hall and Kitchen - Standard - per hour	Non Statutory Fee	Market price	Yes	87.00	90.00	3.00	3.4%
Community Hall and Supper Room - Community Group - per hour	Non Statutory Fee	Market price	Yes	67.00	69.00	2.00	3.0%
Community Hall and Supper Room - Standard - per hour	Non Statutory Fee	Market price	Yes	82.00	84.00	2.00	2.4%
Community Hall, Supper Room and Kitchen - Community Group - per hour	Non Statutory Fee	Market price	Yes	82.00	84.00	2.00	2.4%
Community Hall, Supper Room and Kitchen - Standard - per hour	Non Statutory Fee	Market price	Yes	96.00	99.00	3.00	3.1%
Kitchen - Community Group - per hour	Non Statutory Fee	Market price	Yes	50.00	52.00	2.00	4.0%
Kitchen - Standard - per hour	Non Statutory Fee	Market price	Yes	67.00	69.00	2.00	3.0%
Supper Room - Community Group - per hour	Non Statutory Fee	Market price	Yes	50.00	52.00	2.00	4.0%
Supper Room - Standard - per hour	Non Statutory Fee	Market price	Yes	67.00	69.00	2.00	3.0%
Supper Room and Kitchen - Community Group - per hour	Non Statutory Fee	Market price	Yes	60.00	62.00	2.00	3.3%
Supper Room and Kitchen - Standard - per hour	Non Statutory Fee	Market price	Yes	77.00	79.00	2.00	2.6%
Governance							
Governance and Property							
Governance							
Community Liability Insurance							
Community Liability Insurance - for groups/individuals using Council facilities	Non Statutory Fee	Subsidised Price	Yes	25.48	26.00	0.52	2.0%
Statutory fees applicable under FOI							
Application Fee	Statutory Fee		No	30.10	30.10	-	-
Photocopy charge	Statutory Fee		No	0.20	0.20	-	-
Search Charge per hour or part thereof	Statutory Fee		No	22.22	22.22	-	-
Supervision Charge \$22.22 per hour charged per quarter hour	Statutory Fee		No	22.22	22.22	-	-

	Fee Classification	Pricing Method (Non Statutory Fees only)	GST Applicable	2021-22	2022-23	Change	
				Adopted	Proposed	2021-22 to 22-23	
				\$ (inc GST if applicable)	\$ (incl GST if applicable)	\$ Incr/(Decr)	% Incr/(Decr)
Regulatory Services							
Compliance Services							
Animal Control							
Statutory Fines							
Animal-related fines	Statutory Fine		No	As prescribed by State Government legislation	As prescribed by State Government legislation		
Non-Statutory Fees							
Animal Register inspection fees	Non Statutory Fee	Market price	No	40.50	42.00	1.50	3.7%
Animal Release Fee - Cat (as per contract)	Non Statutory Fee	Full Cost Recovery Price	Yes	177.63	500.00	322.37	181.5%
Animal Release Fee - Dog (as per contract)	Non Statutory Fee	Full Cost Recovery Price	Yes	228.38	500.00	271.62	118.9%
Permit - Animals - Excess numbers permit	Non Statutory Fee	Market price	No	85.00	88.00	3.00	3.5%
Permit - Animals – application to Fence off nature strip for grazing	Non Statutory Fee	Market price	No	179.00	184.00	5.00	2.8%
Permit - Animals – application to graze on nature strips	Non Statutory Fee	Market price	No	179.00	184.00	5.00	2.8%
Bonds/deposits on anti barking collars, cat traps, and possum traps	Non Statutory Fee	Market price	No	150.00	155.00	5.00	3.3%
Cat registration	Non Statutory Fee		No	134.00	138.00	4.00	3.0%
Daily Impound (Court hold only) as per contract (per day)	Non Statutory Fee	Full Cost Recovery Price	Yes	40.00	45.00	5.00	12.5%
Dog registration of Dangerous / Restricted / Menacing Breed	Non Statutory Fee	Market price	No	264.00	272.00	8.00	3.0%
Dog registration	Non Statutory Fee	Market price	No	134.00	138.00	4.00	3.0%
Domestic animal businesses - Licence to operate breeding establishment	Non Statutory Fee	Market price	No	533.00	549.00	16.00	3.0%
Dog registration - Member Canine Assoc (unsterilized)	Non Statutory Fee	Market price	No	43.50	45.00	1.50	3.4%
Reduced registration Fee Cat - (microchipped, sterilised, 10 years of age plus)	Non Statutory Fee	Market price	No	43.50	45.00	1.50	3.4%
Reduced registration fee Dog - (microchipped, sterilised, 10 years of age plus, working dog)	Non Statutory Fee	Market price	No	43.50	45.00	1.50	3.4%
Reduced registration Fee Sterilised Cat - Pensioner	Non Statutory Fee	Market price	No	24.00	25.00	1.00	4.2%
Reduced registration fee Sterilised Dog - Pensioner	Non Statutory Fee	Market price	No	24.00	25.00	1.00	4.2%
Reduced registration fee Unsterilized Cat - Pensioner	Non Statutory Fee	Market price	No	68.00	70.00	2.00	2.9%
Reduced registration fee Unsterilized Dog - Pensioner	Non Statutory Fee	Market price	No	68.00	70.00	2.00	2.9%
Livestock Impound fee (small and large animals)	Non Statutory Fee	market price	No	50.50			
					Fees as charged by contractor		
Livestock Sustainance large animal (cattle, horses)	Non Statutory Fee	market price	No	15.20	16.00	0.80	5.3%
Livestock impound labour fee (business hours / out-of-business hours) as per officer hourly rate (per hour)	Non Statutory Fee	Full Cost Recovery Price	No	43.00	44.00	1.00	2.3%
Livestock Sustainance small animal (pig, sheep)	Non Statutory Fee	market price	No	13.00	13.00	-	-
Stock Transportation as per contract	Non Statutory Fee	Market price	Yes		Fees as charged by contractor		
Surrender of animal	Non Statutory Fee	Full Cost Recovery Price	Yes	150.00	155.00	5.00	3.3%
Local Laws							
Statutory Fines							
Local Law Fines	Statutory Fine		No	As per CSC Local Laws	As per CSC Local Laws		
Parking Fines	Statutory Fine		No	As per CSC Local Laws	As per CSC Local Laws		
General Local Laws Fines	Statutory Fine		No	As per CSC Local Laws	As per CSC Local Laws		
Non-Statutory Fees							
Abandoned Vehicle Release (as per contract)	Non Statutory Fee	Full Cost Recovery Price	Yes	As per contract	As per contract		
Permit Advertising Signs - A Frames	Non Statutory Fee	Market price	No	174.50	180.00	5.50	3.2%
Permit Advertising Signs - Real Estate Auction Boards (3 months)	Non Statutory Fee	Market price	No	229.00	236.00	7.00	3.1%
Permit Advertising Signs, Flags overhanging roads-3 metres (3 months)	Non Statutory Fee	Market price	No	229.00	236.00	7.00	3.1%
Permit Caravan/Motorhome Storage/Occupation	Non Statutory Fee	Market price	No	174.50	180.00	5.50	3.2%
Permit Charity bins	Non Statutory Fee	Market price	No	76.50	79.00	2.50	3.3%
Commercial Bins Business use e.g. restaurants, businesses in CBD per month	Non Statutory Fee	Market price	No	174.50	180.00	5.50	3.2%
Permit Community Temporary Advertising Signage	Non Statutory Fee	Market price	No	20.30	21.00	0.70	3.4%
Provide print copies of any local laws	Non Statutory Fee	Market price	No	31.00	32.00	1.00	3.2%
Permit - Footpath - Bali Flags	Non Statutory Fee	Market price	No	174.50	180.00	5.50	3.2%
Permit - Footpath - Display goods (per size)	Non Statutory Fee	Market price	No	174.50	180.00	5.50	3.2%
Permit - Footpath - Table and Chairs - Fee per chair	Non Statutory Fee	Market price	No	35.00	36.00	1.00	2.9%
Permit - Footpath - Table and Chairs - Fee per table	Non Statutory Fee	Market price	No	55.00	57.00	2.00	3.6%
Permit - Footpath - Umbrella	Non Statutory Fee	Market price	No	55.00	57.00	2.00	3.6%
Permit - Footpath - Windbreaker screen	Non Statutory Fee	Market price	No	54.00	56.00	2.00	3.7%
Any other permit not otherwise mentioned	Non Statutory Fee	Market price	No	174.50	180.00	5.50	3.2%
Permit - Heavy Vehicle – on land under 0.8ha (2 acres)	Non Statutory Fee	Market price	No	174.50	180.00	5.50	3.2%
Impounded Item Release	Non Statutory Fee	Market price	Yes	150.00	155.00	5.00	3.3%
Permit - Liquor - Consumption/Possession – within 500 metres of licensed premises	Non Statutory Fee	Market price	No	174.50	180.00	5.50	3.2%
Permit - Mobile Crane/Tower	Non Statutory Fee	Market price	No	174.50	180.00	5.50	3.2%
Permit - Real Estate Pointer Boards	Non Statutory Fee	Market price	No	485.00	500.00	15.00	3.1%
Recreational Vehicles	Non Statutory Fee	Market price	No	405.00	417.00	12.00	3.0%
Release of impounded recreational vehicle/monkey bike	Non Statutory Fee	Market price	Yes	348.00	358.00	10.00	2.9%
Permit - Roadside Trading (Highway Sites by Tender) - per day	Non Statutory Fee	Market price	No	100.00	103.00	3.00	3.0%
Permit - roadside Trading (Highway Sites by Tender) - per year	Non Statutory Fee	Market price	No	400.00	412.00	12.00	3.0%
Permit - Rubbish Containers - Skips Building Sites up to 3 months	Non Statutory Fee	Market price	No	124.50	128.00	3.50	2.8%
Permit - Rubbish Containers - Skips residential 1-7 days	Non Statutory Fee	Market price	No	55.00	57.00	2.00	3.6%
Permit - Shipping container	Non Statutory Fee	Market price	No	174.50	180.00	5.50	3.2%
Special Abandoned Vehicle Release as per contract (Heavy vehicles/Caravans)	Non Statutory Fee	Full Cost Recovery Price	Yes	As per terms of contract	As per terms of contract		
Permit - Street Stalls (inc. sausage sizzles) (No charge applicable to Community Groups) per day	Non Statutory Fee	Market price	No	54.00	56.00	2.00	3.7%
Vegetation/Firewood - removal/destruction per application	Non Statutory Fee	Market price	No	106.00	-	(106.00)	(100.0%)
Asset protection							
Asset protection blanket bond	Non Statutory Fee	Market price	No	10,150.00	10,500.00	350.00	3.4%
Asset protection bond	Non Statutory Fee	Market price	No	1,115.00	1,150.00	35.00	3.1%
Asset protection fee	Non Statutory Fee	Market price	No	278.00	285.00	7.00	2.5%
Parking Enforcement							
Parking fines	Statutory Fine		No	As per CSC Local Laws	As per CSC Local Laws		

	Fee Classification	Pricing Method (Non Statutory Fees only)	GST Applicable	2021-22	2022-23	Change	
				Adopted	Proposed	2021-22 to 22-23	
				\$ (inc GST if applicable)	\$ (incl GST if applicable)	\$ Incr/(Decr)	% Incr/(Decr)
Development Services							
Building Services							
Statutory Fees							
Note that Council charge the maximum statutory fee as set out in the Building Regulations 2006							
Building Inspection	Statutory Fee		No	185.80	185.80	-	-
Building Permit Lodgement (cost of building work \$5,000 or more)	Statutory Fee		No	123.73	123.73	-	-
Certificate of pool and spa barrier compliance lodgement	Statutory Fee		No	20.71	20.71	-	-
Certificate of pool and spa barrier non-compliance	Statutory Fee		No	390.78	390.78	-	-
Council Consent/Building over easement dispensation	Statutory Fee		No	294.76	294.76	-	-
Council Consent/Land liable to flood/inundation dispensation	Statutory Fee		No	294.76	294.76	-	-
Council Consent/Protection of the Public	Statutory Fee		No	299.12	299.12	-	-
Council Consent/Projections beyond street alignment	Statutory Fee		No			-	-
Council Consent/Siting dispensation	Statutory Fee		No	294.76	294.76	-	-
Heritage/Demolition Consent (Section 29a)	Statutory Fee		No	86.48	86.48	-	-
Property Information Request	Statutory Fee		No	47.91	47.91	-	-
Community Infrastructure Levy - Cardinia Rd DCP Cell 1,2,3,5,6	Statutory Fee		No	1,207.85	1,207.85	-	-
Community Infrastructure Levy - Cardinia Rd DCP Cell 4	Statutory Fee		No	687.15	687.15	-	-
Community Infrastructure Levy - Officer	Statutory Fee		No	1,207.85	1,207.85	-	-
Community Infrastructure Levy - Pakenham	Statutory Fee		No	687.15	687.15	-	-
Non-Statutory Fees							
Occupancy Permits - Place of Public Entertainment (POPE)	Non Statutory Fee	Market price	No	1,065.75	1,098.00	32.25	3.0%
Application to regularise non-compliant building	Non Statutory Fee	Market price	No		\$1,092.40 for domestic building work/structure, \$1,600.00 for commercial building work/structure		
Temporary Public Structure Siting	Non Statutory Fee	Market price	No	382.85	394.00	11.15	2.9%
Search fee - building permits, plans and documents	Non Statutory Fee	Market price	No		27.00		
Retrieval and provision (PDF) of Plans	Non Statutory Fee	Market price	No	Domestic \$116.00, Commercial \$139.25	Domestic \$92.50, Commercial \$115.75		
Copy of Plans (printed copies)	Non Statutory Fee	Market price	No	In addition to retrieval - Domestic \$10, Commercial \$20.	In addition to retrieval - Domestic \$10.25, Commercial \$115.75		
Retrieval and provision (PDF) of Documents	Non Statutory Fee	Market price	No	Domestic \$116.00, Commercial \$139.25	Domestic \$92.50, Commercial \$115.75		
Copy of Documents (printed copies)	Non Statutory Fee	Market price	No	In addition to retrieval - Domestic \$10, Commercial \$20.	In addition to retrieval - Domestic \$10.25, Commercial \$115.75		
Pool Registrations Fees							
Pool/Spa registration fee	Statutory Fee		No	80.19	80.19	-	-
Domestic Waste Water							
Domestic Waste Water							
Statutory Fees							
Report and consent for septic tanks systems	Statutory Fee	Market price	No	294.76	302.00	7.24	2.5%
Permit to construct/install/major alteration	Statutory Fee	Market price	No	597.18	-		
Permit for minor alteration	Statutory Fee	Market price	No	380.78	-		
Construct, install or alter onsite wastewater management system (minimum fee, up to assessment of 8.2 hours) - Reg 196(1)(b)(2) 48.88 fee units	Statutory Fee	Market price	No				
Construct, install or alter onsite wastewater management system (additional fee per hour in excess of 8.2 hr assessment, up to 14.15 additional hours) Reg 196(1)(b)(2) - 6.12 fee units per hour	Statutory Fee	Market price	No				
Construct, install or alter onsite wastewater management system (maximum fee 135.43 fee units)	Statutory fee	Market price	No				
Minor alteration to onsite wastewater management system - Reg 196(1)(a)(3) (37.25 fee units)	Statutory fee	Market price	No				
Transfer of permit - reg 197 (9.93 fee units)	Statutory fee	Market price	No				
Amend a permit - reg 198 (10.38 fee units)	Statutory fee	Market price	No				
Renew a permit - Reg 200 (8.31 fee units)	Statutory fee	Market price	No				
Exemption - reg 199 - minimum fee for assessments up to 2.6 hrs - 14.67 fee units	Statutory fee	Market price	No				
Exemption - reg 199 - fee per hour for assessment over 2.6 hrs - 5.94 fee units	Statutory fee	Market price	No				
Exemption - reg 199 - maximum fee payable - 61.41 fee units	Statutory fee	Market price	No				
Statutory Fines							
Infringements (Septic tanks) currently 5 penalty units as prescribed by State Government	Statutory Fine		No	As prescribed by State Government legislation	As prescribed by State Government legislation		
Non-Statutory Fees							
Reissue Septic permit	Non Statutory Fee	Market price	No	74.91	77.00	2.09	2.8%
Septic Tank Plan Search Fee	Non Statutory Fee	Market price	No	74.91	77.00	2.09	2.8%
Septic Tank written advice	Non Statutory Fee	Market price	No	74.91	77.00	2.09	2.8%
Emergency Management							
Fire Prevention							
Statutory Fines							
Fail to Comply with a Notice (Fire Prevention Notice)	Statutory Fine		No	As prescribed by State Government legislation	As prescribed by State Government legislation		
Non-Statutory Fees							
Fire Prevention Works - Administration Fee	Non Statutory Fee	Full Cost Recovery Price	Yes	35.02	-	(35.02)	(100.0%)

	Fee Classification	Pricing Method (Non Statutory Fees only)	GST Applicable	2021-22	2022-23	Change	
				Adopted	Proposed	2021-22 to 22-23	
				\$ (inc GST if applicable)	\$ (incl GST if applicable)	\$ Incr/(Decr)	% Incr/(Decr)
Health							
Food Act							
Statutory Fines							
Infringements (Food Act 1984 and Public Health and Wellbeing Act 2008) as prescribed by State Government	Statutory Fee		No	As prescribed by State Government legislation	As prescribed by State Government legislation		
Non-Statutory Fees							
Food Act Registered Premises - Up to 5 employees							
Class 1 (includes one routine inspection and assessment of audit)	Non Statutory Fee	Market price	No	582.61	600.00	17.39	3.0%
Class 2 (includes one routine inspection and compliance check)	Non Statutory Fee	Market price	No	582.61	600.00	17.39	3.0%
Class 3 (home based business, low risk)	Non Statutory Fee	Market price	No		210.00	210.00	-
Class 3 (includes one routine inspection)	Non Statutory Fee	Market price	No	319.42	329.00	9.58	3.0%
Class 3 Minor Community Group (Food served 1 day a week and less than 100 members)	Non Statutory Fee	Market price	No	126.88	131.00	4.12	3.2%
Audit fees - rate per hour.	Non Statutory Fee	Market price	Yes	92.57	95.00	2.43	2.6%
Fee for inspections pursuant to S.19 UA (per hour, Class 1, 2 and 3 premises)	Non Statutory Fee	Market price	Yes	92.57	95.00	2.43	2.6%
* Registration fee each additional effective full-time employee greater than 5.	Non Statutory Fee	Market price	No	30.15	31.00	0.85	2.8%
Maximum Fee (greater than 75 effective full time employees)	Non Statutory Fee	Market price	No	2,569.73	2,647.00	77.27	3.0%
Class 1 and 2 (Temporary or mobile Food Premises)	Non Statutory Fee	Market price	No	581.60	599.00	17.40	3.0%
Class 1 and 2 (Temporary or mobile Food Premises) Not for Profit organisation	Non Statutory Fee	Market price	No	69.73	72.00	2.27	3.3%
Class 3 (Temporary or mobile Food Premises)	Non Statutory Fee	Market price	No	320.44	330.00	9.56	3.0%
Class 3 (Temporary or mobile Food Premises) Not for Profit organisation	Non Statutory Fee	Market price	No	44.71	46.00	1.29	2.9%
Class 3 - Vending machine	Non Statutory Fee	Market price	No	320.44	330.00	9.56	3.0%
School canteen - Not for Profit	Non Statutory Fee	Market price	No	130.02	131.00	0.98	0.8%
PHWBA and Food Act premises							
Food Act Premises Establishment and PHWBA Fee	Non Statutory Fee	Market price	No	50% Annual Fee	50% Annual Fee		
Inspection requests from Solicitors or proposed proprietors Express 2 day	Non Statutory Fee	Market price	Yes	353.73	364.00	10.27	2.9%
Inspection requests from Solicitors or proposed proprietors	Non Statutory Fee	Market price	Yes	236.19	243.00	6.81	2.9%
Pre application Site Consultation (per hour)	Non Statutory Fee	Market price	Yes	92.57	95.00	2.43	2.6%
After 1st July the Registration Fee will be 50% of the annual fee (plus the establishment fee).	Non Statutory Fee	Market price	No	50% Annual Fee	50% Annual Fee		
After 1st Oct the Registration Fee will be 25% of the annual fee (plus the establishment fee)	Non Statutory Fee	Market price	No	25% Annual Fee	25% Annual Fee		
Late fee for Registration- All premises (after 31st December)	Non Statutory Fee	Market price	No	50% Annual Fee	-		
Health Act							
Statutory Fees							
Caravan Parks	Statutory Fee		No	\$14.81 per fee unit	\$14.81 per fee unit		
Transfer of Caravan Park Registration currently 5 fee units	Statutory Fee		No	75.16	75.16	-	-
Non-Statutory Fees							
Prescribed accommodation - Registration renewal (4-10 persons)	Non Statutory Fee	Market price	No	179.96	185.00	5.04	2.8%
Prescribed accommodation - Registration renewal (11-20 persons)	Non Statutory Fee	Market price	No	270.50	279.00	8.50	3.1%
Prescribed accommodation - Registration renewal (21-30 persons)	Non Statutory Fee	Market price	No	369.36	380.00	10.64	2.9%
Prescribed accommodation - Registration renewal (more than 30 persons)	Non Statutory Fee	Market price	No	468.17	482.00	13.83	3.0%
Ongoing Registration of low risk beauty premises	Non Statutory Fee	Market price	No	327.74	338.00	10.26	3.1%
Registration of public swimming pools/spas	Non Statutory Fee	Market price	No	319.73	329.00	9.27	2.9%
Registration of public swimming pools/spas - per each additional pool or spa	Non Statutory Fee	Market price	No	121.80	125.00	3.20	2.6%
Registration fee high risk beauty premises - Skin Penetration, tattooing, colonic irrigation.	Non Statutory Fee	Market price	No	244.51	252.00	7.49	3.1%
Registration fee medium risk beauty premises - Beauty, waxing, threading, facials, nails, eyelash extensions, tinting.	Non Statutory Fee	Market price	No	228.88	236.00	7.12	3.1%
Transfer of Registration (Health Act premises)	Non Statutory Fee	Market price	No	50% Annual Fee	50% Annual Fee		
Customer, People and Performance							
Finance							
Finance Management							
Finance Management							
Credit card surcharge	Non Statutory Fee	Full Cost Recovery Price	No	0.59% to 0.80%	0.59% to 0.80%		
Rates and Revenue Services							
Rates and Property Services							
Statutory Fees							
Land information certificates (statutory fee)	Statutory Fee		No	27.40	27.80	0.40	1.5%
Non-Statutory Fees							
Copy of Rates Notice/Rates Search	Non Statutory Fee	Full Cost Recovery Price	No	11.17	12.00	0.83	7.4%
Information Services							
Information Services							
Information Services							
Geographic Information System maps							
Setup fee per map	Non Statutory Fee	Full Cost Recovery Price	Yes	57.86	60.00	2.14	3.7%
A0 (per map)	Non Statutory Fee	Full Cost Recovery Price	Yes	65.47	67.00	1.53	2.3%
A1 (per map)	Non Statutory Fee	Full Cost Recovery Price	Yes	44.66	46.00	1.34	3.0%
A2 (per map)	Non Statutory Fee	Full Cost Recovery Price	Yes	28.93	30.00	1.07	3.7%
A3 Plotter (per map)	Non Statutory Fee	Full Cost Recovery Price	Yes	20.30	21.00	0.70	3.4%
Plan printing charges (per copy)							
SHIRE PLAN (A0)	Non Statutory Fee	Full Cost Recovery Price	Yes	37.56	39.00	1.44	3.8%
A0 SIZE PLAN	Non Statutory Fee	Full Cost Recovery Price	Yes	24.36	25.00	0.64	2.6%
A1 SIZE PLAN	Non Statutory Fee	Full Cost Recovery Price	Yes	13.20	14.00	0.80	6.1%
PLAN OF SUBDIVISION (A3)	Non Statutory Fee	Full Cost Recovery Price	Yes	5.18	5.00	(0.18)	(3.5%)
A4 PHOTOCOPIES	Non Statutory Fee	Full Cost Recovery Price	Yes	0.96	1.00	0.04	4.2%
Multiple Copies (10+)	Non Statutory Fee	Full Cost Recovery Price	Yes	0.96	1.00	0.04	4.2%
Infrastructure and Environment							
Community Infrastructure Delivery							
Community Infrastructure							
Engineering Services							
Development							
Drainage Levy	Statutory Fee		No	Set in accordance with Melbourne Water Area Drainage Levies	Set in accordance with Melbourne Water Area Drainage Levies		

	Fee Classification	Pricing Method (Non Statutory Fees only)	GST Applicable	2021-22	2022-23	Change	
				Adopted	Proposed	2021-22 to 2022-23	
				\$ (inc GST if applicable)	\$ (incl GST if applicable)	\$ Incr/(Decr)	% Incr/(Decr)
Engineering Services							
Application For Works Within Road Reserve Inspection Fee not on Road	Statutory Fee		No	88.04	88.04	-	-
Application For Works Within Road Reserve Inspection Fee on Road	Statutory Fee		No	136.16	136.16	-	-
Road opening permits - works conducted on, or any part of, the roadway, shoulder, or pathway (minor works)	Statutory Fee		No	144.36	144.36	-	-
Road opening permits - works not conducted on, or any part of, the roadway, shoulder, or pathway	Statutory Fee		No	63.00	63.00	-	-
Infrastructure Services							
Development							
Landscape Development							
Statutory Fees							
Landscape design checking	Statutory Fee		No	0.75% of estimated cost	0.75% of estimated cost	-	-
Supervision of private landscape works	Statutory Fee		No	2.5% of actual cost	2.5% of actual cost	-	-
Non-Statutory Fees							
Tree planting	Non Statutory Fee	Full Cost Recovery Price	Yes	412.15	425.00	12.85	3.1%
Development							
Statutory Fees							
Design checking	Statutory Fee		No	0.75% of estimated cost	0.75% of estimated cost	-	-
Supervision of private works	Statutory Fee		No	2.5% of actual cost	2.5% of actual cost	-	-
Street Occupation (Hoarding) - 1 week	Statutory Fee		No	152.25	-	(152.25)	(100.0%)
Street Occupation (Hoarding) - 2 week	Statutory Fee		No	203.00	-	(203.00)	(100.0%)
Street Occupation (Hoarding) - 3 week	Statutory Fee		No	253.75	-	(253.75)	(100.0%)
Street Occupation (Hoarding) - 4 week	Statutory Fee		No	304.50	-	(304.50)	(100.0%)
Street Occupation (Hoarding) - 2 months	Statutory Fee		No	406.00	-	(406.00)	(100.0%)
Street Occupation (Hoarding) - 3 months	Statutory Fee		No	507.50	-	(507.50)	(100.0%)
Street Occupation (Hoarding) per sqm	Statutory Fee		No	10.15	-	(10.15)	(100.0%)
Street Occupation (Hoarding) Day Permit	Statutory Fee		No	\$50 plus sqm fee	-	-	-
Street Occupation (Hoarding) Permit - Less than 100m2 - Per month	Statutory Fee		No	-	\$500	500.00	100.0%
Street Occupation (Hoarding) Permit - 101m2 - 500m2 - Per month	Statutory Fee		No	-	\$750	750.00	100.0%
Street Occupation (Hoarding) Permit - Over 500m2 - Per month	Statutory Fee		No	-	\$1,000	1,000.00	100.0%
Stormwater discharge points (LPD - legal point of discharge)	Statutory Fee		No	146.80	146.80	-	-
Build over Easement	Statutory Fee		No	294.70	294.70	-	-
Non-Statutory Fees							
Build Over Easement - S173 processing fee	Non Statutory Fee	Full Cost Recovery Price	Yes	315.00	540.00	225.00	71.4%
Drainage plan checking fees - 1 to 2 houses	Non Statutory Fee	Market price	Yes	-	150.00	150.00	-
Drainage plan checking fees - 3 to 10 houses	Non Statutory Fee	Market price	Yes	-	300.00	300.00	-
Drainage plan checking fees - 11-plus houses	Non Statutory Fee	Market price	Yes	-	500.00	500.00	-
Drainage plan checking fees - Industrial/Commercial	Non Statutory Fee	Market price	Yes	-	400.00	400.00	-
Drainage/stormwater inspection	Non Statutory Fee	Market price	Yes	-	150.00	150.00	-
General Garbage Charge							
Garbage Collection							
Litter and Waste Amenity Charge	Non Statutory Fee	Full Cost Recovery Price	No	133.20	140.00	6.80	5.1%
Community Event Bin Service	Non Statutory Fee	Full Cost Recovery Price	Yes	70.00	70.00	-	-
Hard and Green Waste Contract							
Additional Bundled Branch option - Green and Hard Waste service (being trialled)	Non Statutory Fee	Full Cost Recovery Price	No	72.00	75.00	3.00	4.2%
Garbage Rate Revenue							
Commercial Waste service	Non Statutory Fee	Full Cost Recovery Price	Yes	337.25	356.80	19.55	5.8%
Residential Garbage (1 x 120L garbage bin and 1 recycling bin)	Non Statutory Fee	Full Cost Recovery Price	No	307.25	326.80	19.55	6.4%
Residential Garbage (1 x 80L garbage bin and 1 recycling bin)	Non Statutory Fee	Full Cost Recovery Price	No	277.25	296.80	19.55	7.1%
Additional Commercial Garbage Bin	Non Statutory Fee	Full Cost Recovery Price	Yes	256.75	280.00	23.25	9.1%
Additional Residential Garbage Bin (120 litre bin only)	Non Statutory Fee	Full Cost Recovery Price	No	225.00	230.00	5.00	2.2%
Additional Commercial Recycling Bin	Non Statutory Fee	Full Cost Recovery Price	Yes	101.45	112.00	10.55	10.4%
Additional Residential Recycling Service	Non Statutory Fee	Full Cost Recovery Price	No	89.25	90.00	0.75	0.8%
Green Waste							
Green Waste Bin							
Green Waste Service 240L	Non Statutory Fee	Full Cost Recovery Price	No	126.60	129.00	2.40	1.9%
Green Waste Service 120L	Non Statutory Fee	Full Cost Recovery Price	No	99.00	99.00	-	-
Commercial Green Waste Service 240L	Non Statutory Fee	Full Cost Recovery Price	No	140.00	150.00	10.00	7.1%
Operations							
Parks and Gardens Operations							
Dangerous Tree Removal							
Arborist reports for private property planning applications	Non Statutory Fee	Subsidised Price	Yes	\$400 for the report and up to the first five trees. \$60 for each additional tree.	\$400 for the report and up to the first five trees. \$60 for each additional tree.	-	-
Assessment of hazardous trees on private property	Non Statutory Fee	Subsidised Price	Yes	\$200 for first tree and \$87 for each additional tree.	\$200 for first tree and \$87 for each additional tree.	-	-

6.2 Fees and charges schedule - Sports & Aquatics



This schedule presents the fees and charges of a statutory/non-statutory nature which will be charged in respect to various goods and services during the financial year 2022-23.

Fees and charges are based on information available at the time of publishing and may vary during the financial year subject to any changes in Council's policy or legislation.

	2021-22 Adopted		2022-23 Proposed		Change 2021-22 to 2022-23	
	Including GST	Excluding GST	Including GST	Excluding GST	Including GST \$	Including GST %
Cardinia Life						
Aquatics (Casual)						
Adult Rec Swim	\$7.40	\$6.73	\$7.60	\$6.91	\$0.20	2.7%
Child Rec Swim	\$6.10	\$5.55	\$6.30	\$5.73	\$0.20	3.3%
Concession Rec Swim	\$6.10	\$5.55	\$6.30	\$5.73	\$0.20	3.3%
Family Rec Swim	\$19.90	\$18.09	\$20.60	\$18.55	\$0.70	3.5%
Spectator	\$2.00	\$1.82	\$2.00	\$1.82	\$0.00	0.0%
Casual Health Club	\$17.30	\$15.73	\$17.90	\$16.18	\$0.60	3.5%
Casual Health Club (Concession)	\$17.30	\$15.73	\$17.90	\$16.18	\$0.60	3.5%
Group Fitness						
Aqua Aerobics	\$16.20	\$14.73	\$16.80	\$15.18	\$0.60	3.7%
Aqua Aerobics (Concession)	\$13.10	\$11.91	\$13.50	\$12.27	\$0.40	3.1%
Group Fitness	\$16.20	\$14.73	\$16.80	\$15.18	\$0.60	3.7%
Group Fitness (Concession)	\$13.10	\$11.91	\$13.50	\$12.27	\$0.40	3.1%
Group Fitness Virtual	\$10.00	\$9.09	\$10.00	\$9.09	\$0.00	0.0%
Older Adults Programs						
Aqua Movers	\$8.30	\$7.55	\$8.60	\$7.82	\$0.30	3.6%
Gentle Exercise	\$8.30	\$7.55	\$8.60	\$7.82	\$0.30	3.6%
Memberships						
Health and Wellness Membership Fortnightly Fee	\$46.50	\$42.27	\$48.00	\$43.36	\$1.50	3.2%
Health and Wellness Membership Start-up Fee	\$99.00	\$90.00	\$99.00	\$90.00	\$0.00	0.0%
Health and Wellness Commitment Membership Start-up Fee	\$29.00	\$26.36	\$29.00	\$26.36	\$0.00	0.0%
Health and Wellness Membership (Concession) Fortnightly Fee	\$37.50	\$34.09	\$38.80	\$35.00	\$1.30	3.5%
Health and Wellness Membership (Concession) Start-up Fee	\$99.00	\$90.00	\$99.00	\$90.00	\$0.00	0.0%
Health and Wellness Membership (Concession/Restricted) Fortnightly	\$30.00	\$27.27	\$31.00	\$28.00	\$1.00	3.3%
Health and Wellness Membership (Concession/Restricted) Start-up	\$99.00	\$90.00	\$99.00	\$90.00	\$0.00	0.0%
Health and Wellness Membership (Family) Fortnightly Fee	\$37.50	\$34.09	\$38.80	\$35.00	\$1.30	3.5%
Health and Wellness Membership (Family) Start-up Fee	\$99.00	\$90.00	\$99.00	\$90.00	\$0.00	0.0%
Health and Wellness Membership (Concession / Family) Fortnightly	\$30.00	\$27.27	\$31.00	\$28.00	\$1.00	3.3%
Health and Wellness Membership (Concession / Family) Start-up Fee	\$99.00	\$90.00	\$99.00	\$90.00	\$0.00	0.0%
Aquatic Membership Fortnightly Fee	\$30.00	\$27.27	\$31.00	\$28.00	\$1.00	3.3%
Aquatic Membership Start-up Fee	\$99.00	\$90.00	\$99.00	\$90.00	\$0.00	0.0%
Aquatic Commitment Membership Start-up Fee	\$29.00	\$26.36	\$29.00	\$26.36	\$0.00	0.0%
Aquatic Membership Fortnightly Fee (Concession)	\$23.95	\$21.77	\$24.80	\$22.36	\$0.85	3.5%
Aquatic Membership Start-up Fee (Concession)	\$99.00	\$90.00	\$99.00	\$90.00	\$0.00	0.0%
Aquatic Membership Fortnightly Fee (Family)	\$23.95	\$21.77	\$24.80	\$22.36	\$0.85	3.5%
Aquatic Membership Start-up Fee (Family)	\$99.00	\$90.00	\$99.00	\$90.00	\$0.00	0.0%
Aquatic Membership Fortnightly Fee (Concession & Family)	\$19.10	\$17.36	\$19.80	\$17.82	\$0.70	3.7%
Aquatic Membership Start-up Fee (Concession & Family)	\$99.00	\$90.00	\$99.00	\$90.00	\$0.00	0.0%
Pryme Mover Membership (Restricted) Fortnightly Fee	\$30.00	\$27.27	\$31.00	\$28.00	\$1.00	3.3%
Pryme Mover Membership (Restricted) Start-up Fee	\$99.00	\$90.00	\$99.00	\$90.00	\$0.00	0.0%
Aquatic Education Membership Fortnightly Fee Month by Month	\$43.30		\$44.80		\$1.50	3.5%
Aquatic Education Membership Fortnightly Fee Month by Month (School Age - Adult Sibling Discount)	\$41.13		\$42.50		\$1.37	3.3%
Aquatic Education Membership UPFRONT TERM FEE (per class -	\$25.40		\$26.30		\$0.90	3.5%

	2021-22 Adopted		2022-23 Proposed		Change 2021-22 to 2022-23	
	Including GST	Excluding GST	Including GST	Excluding GST	Including GST \$	Including GST %
Aquatic Education Membership Fortnightly Fee Month by Month (Pre School Age - Sibling Discount)	\$38.90		\$40.20		\$1.30	3.3%
Aquatic Education Membership Fortnightly Fee Month by Month (Pre School Age - Sibling Discount)	\$36.95		\$38.20		\$1.25	3.4%
Aquatic Education Membership UPFRONT TERM FEE (per class -	\$22.40		\$23.20		\$0.80	3.6%
Aquatic Education Membership Fortnightly Fee month by month (Pre	\$52.50		\$54.30		\$1.80	3.4%
Aquatic Education UPFRONT TERM FEE (per class - Pre Squad)	\$31.50		\$32.60		\$1.10	3.5%
Aquatic Education Membership Fortnightly Fee month by month	\$61.60		\$63.80		\$2.20	3.6%
Aquatic Education Membership UPFRONT TERM FEE (per class -	\$36.80		\$38.00		\$1.20	3.3%
Aquatic Education Membership Fortnightly Fee month by month	\$78.60		\$81.20		\$2.60	3.3%
Aquatic Education Membership UPFRONT TERM FEE (per class -	\$43.20		\$44.70		\$1.50	3.5%
Aquatic Education Membership Fortnightly Fee month by month (Access & Inclusion)	\$51.00		\$53.20		\$2.20	4.3%
Aquatic Education Membership UPFRONT TERM FEE (per class - Access & Inclusion)	\$30.50		\$31.60		\$1.10	3.6%
Personal Training (Average Fee) - 1/2 hour session per fortnight	\$37.50	\$34.09	\$38.80	\$35.00	\$1.30	3.5%
Schools - Aquatic						
Aquatic Education (1:6) - Per Participant	\$8.90	\$8.09	\$9.20	\$8.36	\$0.30	3.4%
Aquatic Education (1:7) - Per Participant	\$8.60	\$7.82	\$8.90	\$8.09	\$0.30	3.5%
Aquatic Education (1:8) - Per Participant	\$8.30	\$7.55	\$8.60	\$7.82	\$0.30	3.6%
Aquatic Education (1:9) - Per Participant	\$8.00	\$7.27	\$8.30	\$7.45	\$0.30	3.8%
Aquatic Education (1:10) - Per Participant	\$7.70	\$7.00	\$8.00	\$7.18	\$0.30	3.9%
Kinder Group	\$13.80	\$12.55	\$14.30	\$12.91	\$0.50	3.6%
Homes School	\$15.15	\$13.77	\$16.00	\$14.18	\$0.85	5.6%
Carnival Hire	\$847.00	\$770.00	\$875.00	\$789.27	\$28.00	3.3%
Stadium						
Door Entry						
Casual Stadium Participant	\$4.50	\$4.09	\$5.00	\$4.27	\$0.50	11.1%
Basketball - Junior Teamsheet	\$71.00	\$64.55	\$73.50	\$66.18	\$2.50	3.5%
Basketball - Senior Teamsheet	\$79.00	\$71.82	\$81.50	\$73.64	\$2.50	3.2%
Basketball - VBA Teamsheet						
Basketball - Junior Registration	\$56.00	\$50.91	\$60.00	\$52.18	\$4.00	7.1%
Basketball - Senior Registration	\$82.50	\$75.00	\$88.00	\$76.91	\$5.50	6.7%
Late Registration Fee	\$25.00	\$22.73	\$25.00	\$22.73	\$0.00	0.0%
Average Referee Fee per game (Junior)	\$18.00	\$18.00	\$18.00	\$16.82	\$0.00	0.0%
Average Referee Fee per game (Senior)	\$20.50	\$20.50	\$20.50	\$19.18	\$0.00	0.0%
Average Referee Fee per game (VBA)	\$19.60	\$19.60	\$19.60	\$18.27	\$0.00	0.0%
Netball - Junior Teamsheet	\$71.00	\$64.55	\$73.50	\$66.18	\$2.50	3.5%
Netball - Senior Teamsheet	\$79.00	\$71.82	\$81.50	\$73.64	\$2.50	3.2%
Netball - Senior Teamsheet (Midweek Competition)	\$79.00	\$71.82	\$81.50	\$73.64	\$2.50	3.2%
Netball - Junior Registration	\$56.00	\$50.91	\$58.50	\$52.18	\$2.50	4.5%
Netball - Senior Registration	\$81.50	\$74.09	\$84.50	\$76.00	\$3.00	3.7%
Netball - Average Junior VNA payment	\$51.50	\$46.82	\$53.20	\$48.00	\$1.70	3.3%
Netball - Average Senior VNA payment	\$51.50	\$46.82	\$53.20	\$48.00	\$1.70	3.3%
Late Registration Fee	\$25.00	\$22.73	\$25.00	\$23.36	\$0.00	0.0%
Average Umpire Fee per game (Junior)	\$18.00	\$18.00	\$18.00	\$16.82	\$0.00	0.0%
Average Umpire Fee per game (Senior)	\$22.30	\$22.30	\$22.30	\$20.82	\$0.00	0.0%
Floorball / Soccer / Volleyball - Teamsheet	\$79.00	\$71.82	\$79.00	\$73.64	\$0.00	0.0%
Floorball / Soccer / Volleyball Registration	\$81.50	\$74.09	\$81.50	\$76.00	\$0.00	0.0%
Average Floorball / Soccer / Volleyball Referee Fee per game	\$18.50	\$18.50	\$18.50	\$17.27	\$0.00	0.0%
Childcare - Members	\$7.60	\$6.91	\$10.65	\$7.09	\$3.05	40.1%
Childcare - Casuals	\$8.65	\$7.86	\$12.10	\$8.09	\$3.45	39.9%
Childcare - Members (Occasional)	\$7.60	\$6.91	\$10.65	\$7.09	\$3.05	40.1%

	2021-22 Adopted		2022-23 Proposed		Change 2021-22 to 2022-23	
	Including GST	Excluding GST	Including GST	Excluding GST	Including GST \$	Including GST %
Childcare - Casuals (Occasional)	\$10.50	\$9.55	\$14.70	\$9.82	\$4.20	40.0%
Children Birthday Parties (per participant) - Option A	\$29.80	\$27.09	\$30.80	\$27.82	\$1.00	3.4%
Children Birthday Parties (per participant) - Option B	\$30.80	\$28.00	\$31.80	\$28.73	\$1.00	3.2%
Children Birthday Parties (per participant) - Option C	\$31.90	\$29.00	\$33.00	\$29.73	\$1.10	3.4%
Court Rental - Teams	\$42.10	\$38.27	\$43.50	\$39.27	\$1.40	3.3%
Court Rental - Badminton	\$22.80	\$20.73	\$23.60	\$21.27	\$0.80	3.5%
Court Rental - Regular	\$58.90	\$53.55	\$60.80	\$54.91	\$1.90	3.2%
Court Rental - Casual	\$65.00	\$59.09	\$67.00	\$60.64	\$2.00	3.1%
Facility Rental	\$57.00	\$51.82	\$59.00	\$53.18	\$2.00	3.5%
Lane Hire	\$39.40	\$35.82	\$40.80	\$36.73	\$1.40	3.6%
IYU Recreation Reserve						
Futsal						
Team Sheet	\$56.30	\$51.18	\$0.00	\$52.55	(\$56.30)	-100.0%
Referee Cost	\$25.90	\$25.90	\$0.00	\$24.18	(\$25.90)	-100.0%
Program						
Soccer Program	\$5.10	\$4.64	\$0.00	\$4.82	(\$5.10)	-100.0%
Mini Roos Kick Off	\$14.10	\$12.82	\$0.00	\$13.18	(\$14.10)	-100.0%
Officer Community Hub						
Court Hire Casual						
Regular	\$45.80	\$41.64	\$47.40	\$42.73	\$1.60	3.5%
Casual	\$57.00	\$51.82	\$58.90	\$53.18	\$1.90	3.3%
Function						
Room Community Rate / hr	\$45.80	\$41.64	\$47.40	\$42.73	\$1.60	3.5%
Pakenham Regional Tennis Centre						
Court Hire Casual						
M-F No Lights	\$22.90	\$20.82	\$23.70	\$21.36	\$0.80	3.5%
M-F Lights	\$28.70	\$26.09	\$29.70	\$26.82	\$1.00	3.5%
WE No Lights	\$28.70	\$26.09	\$29.70	\$26.82	\$1.00	3.5%
WE Lights	\$34.30	\$31.18	\$35.50	\$32.00	\$1.20	3.5%
Racquet	\$3.90	\$3.55	\$4.00	\$3.64	\$0.10	2.6%
Ball	\$2.85	\$2.59	\$3.00	\$2.73	\$0.15	5.3%
Court Hire Members						
M-F No Lights	\$13.70	\$12.45	\$14.20	\$12.82	\$0.50	3.6%
M-F Lights	\$19.30	\$17.55	\$20.00	\$18.00	\$0.70	3.6%
WE No Lights	\$13.80	\$12.55	\$14.20	\$12.91	\$0.40	2.9%
WE Lights	\$19.30	\$17.55	\$20.00	\$18.00	\$0.70	3.6%
Club and School Court Hire (2 hours or less)	\$13.40	\$12.18	\$13.80	\$12.55	\$0.40	3.0%
Club and School Court Hire (2 - 4 hours)	\$21.10	\$19.18	\$21.70	\$19.73	\$0.60	2.8%
Tournament Court Hire (all day)	\$43.10	\$39.18	\$44.50	\$40.18	\$1.40	3.2%
Tournament Light Hire	\$12.90	\$11.73	\$13.30	\$12.09	\$0.40	3.1%
Racquet	\$3.65	\$3.32	\$3.80	\$3.45	\$0.15	4.1%
Ball	\$2.60	\$2.36	\$2.70	\$2.45	\$0.10	3.8%
Guest Fee	\$5.60	\$5.09	\$5.80	\$5.27	\$0.20	3.6%
Full Access Light Fee	\$9.15	\$8.32	\$9.50	\$8.55	\$0.35	3.8%
Full Access 12 Month Light Fee Per Year	\$107.50	\$97.73	\$111.00	\$100.18	\$3.50	3.3%
Equipment						
Used Tennis Balls	\$5.60	\$5.09	\$5.80	\$5.27	\$0.20	3.6%
Membership						
Family	\$457.00	\$415.45	\$472.00	\$425.91	\$15.00	3.3%
Single	\$206.00	\$187.27	\$213.00	\$192.00	\$7.00	3.4%
Concession	\$148.50	\$135.00	\$153.00	\$138.45	\$4.50	3.0%
Junior	\$115.00	\$104.55	\$119.00	\$107.18	\$4.00	3.5%

	2021-22 Adopted		2022-23 Proposed		Change 2021-22 to 2022-23	
	Including GST	Excluding GST	Including GST	Excluding GST	Including GST \$	Including GST %
Program Costs						
Tennis Hot Shots (Blue / Red)	\$11.20	\$10.18	\$11.60	\$10.45	\$0.40	3.6%
Tennis Hot Shots (Orange / Green)	\$13.20	\$12.00	\$13.60	\$12.36	\$0.40	3.0%
Hot Shot Match Play	\$11.20	\$10.18	\$11.60	\$10.45	\$0.40	3.6%
Hot Shots Squad	\$11.20	\$10.18	\$11.60	\$10.45	\$0.40	3.6%
BDTA Squad	\$11.20	\$10.18	\$11.60	\$10.45	\$0.40	3.6%
Youth Group Coaching	\$16.80	\$15.27	\$17.30	\$15.73	\$0.50	3.0%
Girls Squad	\$13.40	\$12.18	\$13.80	\$12.55	\$0.40	3.0%
Adult Beginners Coaching	\$16.80	\$15.27	\$17.30	\$15.73	\$0.50	3.0%
Holiday Program (Half Day)	\$33.40	\$30.36	\$34.40	\$31.18	\$1.00	3.0%
Holiday Program (Full Day)	\$55.30	\$50.27	\$57.00	\$51.55	\$1.70	3.1%
School Coaching Fee	\$55.30	\$50.27	\$57.00	\$51.55	\$1.70	3.1%
Wheelchair Tennis	\$11.20	\$10.18	\$11.60	\$10.45	\$0.40	3.6%
Cardio Tennis	\$13.40	\$12.18	\$13.80	\$12.55	\$0.40	3.0%
Outlook Coaching	\$5.50	\$5.00	\$6.00	\$5.18	\$0.50	9.1%
Schools Coaching (Coach per hour)	\$65.00	\$59.09	\$67.00	\$60.64	\$2.00	3.1%
Fast 4 Tennis	\$13.20	\$12.00	\$13.60	\$12.36	\$0.40	3.0%
Doubles	\$11.20	\$10.18	\$11.60	\$10.45	\$0.40	3.6%
Red Ball Comp	\$55.30	\$50.27	\$57.00	\$51.55	\$1.70	3.1%
Private 30 minutes	\$33.40	\$30.36	\$34.40	\$31.18	\$1.00	3.0%
Private 45 minutes	\$50.00	\$45.45	\$51.50	\$46.64	\$1.50	3.0%
Private 60 minutes	\$66.50	\$60.45	\$68.50	\$62.00	\$2.00	3.0%
Social	\$11.20	\$10.18	\$11.60	\$10.45	\$0.40	3.6%
Function Room Hire						
5 hour base rate (includes 2 staff, security additional)	\$1,195.00	\$1,086.36	\$1,235.00	\$1,113.55	\$40.00	3.3%
Full Room Meeting Rate / h	\$83.50	\$75.91	\$86.30	\$77.82	\$2.80	3.4%
Half Room Meeting Rate / h	\$59.50	\$54.09	\$61.20	\$55.45	\$1.70	2.9%
Full Room Party Hire Rate / h	\$107.50	\$97.73	\$111.00	\$100.18	\$3.50	3.3%
Half Room Party Hire Rate / h	\$75.00	\$68.18	\$77.50	\$69.91	\$2.50	3.3%
Coaching						
Average Fee	\$67.00	\$60.91	\$69.00	\$62.45	\$2.00	3.0%
Tournaments						
Entry Fee	\$45.70	\$41.55	\$47.00	\$42.64	\$1.30	2.8%
Outdoor Pools						
Aquatic Entry						
Adult Rec Swim	\$5.60	\$5.09	\$5.80	\$5.27	\$0.20	3.6%
Child Rec Swim	\$4.70	\$4.27	\$4.90	\$4.45	\$0.20	4.3%
Concession Rec Swim	\$4.70	\$4.27	\$4.90	\$4.45	\$0.20	4.3%
Family Rec Swim	\$17.50	\$15.91	\$18.00	\$16.36	\$0.50	2.9%
Spectator	\$2.00	\$1.82	\$2.00	\$1.91	\$0.00	0.0%
Season Passes						
Adult	\$132.00	\$120.00	\$136.00	\$123.00	\$4.00	3.0%
Concession/Child	\$109.60	\$99.64	\$113.00	\$102.18	\$3.40	3.1%
Family	\$304.00	\$276.36	\$315.00	\$283.27	\$11.00	3.6%
25 Visit Pass - Adult	\$103.50	\$94.09	\$107.00	\$96.45	\$3.50	3.4%
25 Visit Pass - Child	\$83.30	\$75.73	\$85.90	\$77.64	\$2.60	3.1%
Facility Hire						
Carnival Hire - Full Day	\$765.00	\$695.45	\$789.00	\$712.91	\$24.00	3.1%
Carnival Hire - Half Day	\$372.00	\$338.18	\$383.00	\$346.64	\$11.00	3.0%
Lane Hire (per hour)	\$34.50	\$31.36	\$35.50	\$32.18	\$1.00	2.9%
Lane Hire (paid individually, minimum 10 people)	\$8.70	\$7.91	\$9.00	\$8.18	\$0.30	3.4%

Council Meeting 27 June 2022
Appendix A - Capital Works Program by Project 2022/23 to 2025/26 - Gross Expenditure \$s

T1 #	Project Description	Forecast Y21/22	Y-1				Y-2		Y-3		Y-4	
			21/22 Proposed carryover to 22/23	Budget Y22/23	Budget Y23/24	Budget Y24/25	Budget Y25/26	Budget Y26/27	Budget Y27/28	Budget Y28/29		
19005	Cochrane Park station platform works	16,452	-	-	-	-	-	-	-	-	-	
P-1	Lang Lang Recreation Facility - Soccer Infrastructure	-	-	-	-	-	-	-	-	223,747	-	
P-2	Lang Lang Recreation Facility - Soccer - Pavilion	-	-	-	-	-	-	-	-	-	-	
13002	New playgrounds and recreation facilities for young people	42,880	-	216,320	221,648	136,268	151,253	-	-	-	-	
P-3	Open Space Works - Devine Drive	30,000	-	-	-	-	-	-	-	-	-	
P-4	Open Space Works - Vantage Drive Reserve	-	-	-	29,557	-	-	-	-	-	-	
P-5	Open Space Works - Atkins Road	-	-	30,000	-	-	-	-	-	-	-	
15002	Emerald Netball Pavilion/Courts-Building	15,000	-	-	-	-	-	-	-	-	-	
20001	Emerald Netball Pavilion/Courts-Civil	605,000	-	-	-	-	-	-	-	-	-	
00804	Public Toilets	85,400	100,000	150,000	440,090	-	199,550	-	-	-	-	
16011	Cardinia Cultural Centre Stage 1 redevelopment Exhibition Space	-	-	-	-	-	-	-	-	-	-	
P-6	Bunyip Community House	-	-	-	49,261	-	-	-	-	-	-	
00290	PB Ronald Reserve - Masterplan	37,000	150,000	-	-	-	-	-	-	-	-	
00004	Alma Treloar Masterplan implementation	100,000	371,956	-	-	524,107	111,873	-	-	-	-	
18007	Design/Construct Stage 2 of Bunyip Stadium	50,000	200,000	-	-	-	-	-	-	-	-	
18015	Koo Wee Rup Pavilion - football/cricket	130,864	-	-	-	-	-	-	-	-	-	
18029	Koo Wee Rup Pavilion - netball	25,000	-	-	-	-	-	-	-	-	-	
19006	Cockatoo Community Hall / Senior Citizens improvements	100,000	-	-	-	-	-	-	-	-	-	
18004	Gembrook Reserve - Pavilion Upgrade	924,413	-	-	-	-	-	-	-	-	-	
21001	Alma Treloar Car park Sealing	37,200	150,000	-	-	-	-	-	-	-	-	
19007	IYU Recreation Reserve Athletics facility - Track and Field construction	1,196,000	-	1,892,800	110,824	-	-	-	-	-	-	
20003	IYU Recreation Reserve Athletics facility - Roundabout	16,941	-	-	387,884	-	-	-	-	-	-	
20004	IYU Recreation Reserve Athletics facility - Pavilion	28,869	-	300,000	591,133	1,644,464	1,289,880	-	-	-	-	
P-7	IYU Recreation Reserve Athletics facility - Lighting Works	-	-	-	-	-	-	-	-	-	-	
P-8	Cardinia Views Recreation Reserve - Infrastructure	-	-	-	-	-	-	-	-	-	-	
P-9	Cardinia Views Recreation Reserve - Pavilion/s	-	-	-	-	-	-	-	-	-	-	
19003	Cardinia Youth Facility - Building	2,000,000	3,075,511	850,000	-	-	-	-	-	-	-	
20006	Cockatoo Tennis Courts new lights for 4 courts	202,260	-	-	-	-	-	-	-	-	-	
20007	Officer Rec Reserve Sewage connection	106,810	-	-	-	-	-	-	-	-	-	
19043	Multicultural Hub	183,994	-	-	-	-	-	-	-	-	-	
21002	Upper Beaconsfield Reserve Masterplan	-	52,000	-	-	-	-	-	-	-	-	
20008	Upper Beaconsfield Community Buildings masterplan	-	52,000	-	-	-	-	-	-	-	-	
Sub Total New Cmnty & Rec		5,934,083	4,151,467	3,439,120	1,830,396	2,304,839	1,976,302	-	-	-	-	
00503	New plant program	258,400	-	156,060	156,829	315,210	158,374	-	-	-	-	
21003	Mobile CCTV camera	55,000	-	-	-	-	-	-	-	-	-	
Sub Total New Plants		313,400	-	156,060	156,829	315,210	158,374	-	-	-	-	

Council Meeting 27 June 2022
Appendix A - Capital Works Program by Project 2022/23 to 2025/26 - Gross Expenditure \$s

T1 #	Project Description	Forecast Y21/22	Y-1 Y-2 Y-3 Y-4				
			21/22 Proposed carryover to 22/23	Budget Y22/23	Budget Y23/24	Budget Y24/25	Budget Y25/26
00084	DCP-McGregor Road Duplication over Railway	260,000	- 200,000	-	1,477,833	2,038,439	-
P-10	DCP-Pakenham Main Street Deviation	-	-	-	77,577	1,589,790	-
00505	Traffic management devices	265,200	-	280,908	292,747	304,703	316,749
13006	Pedestrian & Bicycle strategy - shared path linkages	-	-	308,160	221,648	283,891	232,696
00499	Footpath Network Expansion	482,000	150,000	648,960	664,944	681,339	698,089
12005	Lang Lang Bypass	-	-	50,000	1,428,571	-	2,390,743
12007	Equestrian Trails strategy implementation	149,032	-	52,020	62,732	63,042	63,350
19009	Local Area Traffic Improvements	32,000	280,000	150,000	462,945	482,757	503,346
Sub Total New Roads & Pathways		1,188,232	230,000	1,490,048	4,688,996	5,443,961	4,204,973
17003	Special Charge Scheme	-	-	-	277,060	170,335	203,609
P-11	Provision for Roads Program	-	-	-	-	-	-
P-12	Ivory Drive, Pakenham	-	-	-	-	106,775	-
Sub Total New Special charge schemes & Roads Program		-	-	-	277,060	277,110	203,609
00696	Tree planting program	51,000	-	52,020	52,276	52,535	52,791
00800	Open Space Program	60,270	-	103,176	190,548	191,609	158,374
P-13	Open Space renewal provision for future years	-	-	-	-	-	284,201
21004	Elephant Rock Surround Works	35,950	-	-	-	-	-
18000	Landscape renewal	51,000	-	52,020	52,276	52,535	52,791
19010	Shade tree program	66,300	-	67,626	67,959	68,296	68,629
00798	Installation of new lighting	139,515	-	114,444	125,463	136,591	147,816
14005	Energy and Water strategies implementation	158,000	-	232,928	295,567	291,206	286,889
Sub Total New Streetscapes		562,035	-	622,214	784,089	792,772	1,051,492
12010	Purton Road Depot Development	100,000	353,000	-	1,190,021	-	-
14006	Tree management at high risk sites	102,000	-	104,040	104,553	105,070	105,583
20002	Pakenham Tennis Club Relocation - Club Room Renovation	73,533	655,000	-	-	-	-
15004	SRV Minor Grants matching funding	-	-	52,020	52,276	63,042	63,350
13008	Emerald Lake Park Strategic Plan Implementation	226,400	-	364,000	372,966	109,189	111,873
P-14	Emerald Lake Park Play Space Renewal	-	-	-	492,611	485,343	-
21005	Beaconsfield Streetscape/Traffic upgrades	40,000	376,000	432,640	-	-	-
21022	Pakenham Main Street Revitalisation	150,000	- 150,000	770,400	1,379,203	738,117	-
19031	Electronic Access Control and Master Key Systems	200,000	-	190,740	187,921	185,149	-
Sub Total New Other projects		891,933	1,234,000	1,913,840	3,779,551	1,685,909	280,806
TOTAL NEW PROJECTS		8,889,683	5,615,467	7,621,282	11,516,921	10,819,801	7,875,558
00497	Cardinia Cultural Centre minor equipment	81,600	-	93,636	88,670	94,563	95,025
18001	Implementation of Arts and Culture Strategy	139,000	-	104,040	104,553	105,070	105,583
00361	Public Art Program	50,100	-	133,636	4,926	94,563	5,279
Sub Total R&U General		270,700	-	331,312	198,149	294,196	205,887
00506	Bridges - Replacement/Upgrade	199,565	-	669,500	760,837	749,078	737,975
20030	Simpson Road Vervale Bridge Works	600,000	-	-	-	-	-

Council Meeting 27 June 2022
Appendix A - Capital Works Program by Project 2022/23 to 2025/26 - Gross Expenditure \$s

T1 #	Project Description	Forecast Y21/22	Y-1				Y-2				Y-3				Y-4			
			21/22 Proposed carryover to 22/23	Budget Y22/23	Budget Y23/24	Budget Y24/25	Budget Y25/26	Budget Y23/24	Budget Y24/25	Budget Y25/26	Budget Y23/24	Budget Y24/25	Budget Y25/26	Budget Y23/24	Budget Y24/25	Budget Y25/26		
Sub Total R&U Bridges		799,565	-	669,500	760,837	749,078	737,975											
00516	Buildings Renewal Program	652,600	600,000	1,819,211	2,166,809	2,239,761	2,267,691											
19013	Furniture and Equipment renewal	25,000	-	52,020	52,276	52,535	52,791											
19014	Shade structures renewals	90,000	78,000	-	-	-	-											
18006	Toomuc Reserve south oval (junior) pavilion upgrade	3,143,702	-	125,000	-	-	-											
19015	Toomuc Reserve north oval (senior) pavilion upgrade - netball changerooms	2,278,479	-	125,000	-	-	-											
17005	Library facilities improvement works	3,200	-	41,616	41,821	-	-											
20044	Emerald Library Upgrade	37,600	-	-	-	-	-											
20009	Worrell Reserve Recreation car park	713,367	-	-	-	-	-											
00598	Disability Access Works	260,683	-	186,436	194,701	203,338	212,344											
18002	Universal Design Rec Facilities Upgrade	61,593	100,000	561,800	216,749	582,411	219,948											
16013	Officer Recreation Reserve Pavilion extension	-	390,000	-	-	-	-											
P-15	O'Neill Road Reserve - Pavilion	-	-	-	218,742	1,384,219	-											
21006	O'Neill Road Reserve - Civil	104,000	-	500,000	1,593,708	-	-											
17013	Koo Wee Rup High School sports facilities upgrade	587,947	-	-	-	-	-											
Sub Total R&U Buildings		7,958,171	1,168,000	3,411,082	4,484,806	4,462,264	2,752,775											
00017	Carpark resurfacing	15,000	-	127,000	130,049	132,984	135,794											
Sub Total R&U Carparks		15,000	-	127,000	130,049	132,984	135,794											
00518	Drainage replacement	422,000	-	300,000	522,824	526,759	530,426											
21010	Water Sensitive Urban Design (WSUD) Assets Renewal Program	500,000	-	512,500	517,549	522,661	527,787											
Sub Total R&U Drainage		922,000	-	812,500	1,040,374	1,049,420	1,058,213											
00510	Concrete footpaths	668,000	-	486,720	498,708	511,004	523,567											
00801	Gravel pathway resheeting	-	68,000	104,000	105,419	70,860	107,105											
14008	Equestrian Trails	51,000	-	52,020	52,276	63,042	52,791											
Sub Total R&U Footpaths		719,000	68,000	642,740	656,403	644,906	683,464											
00517	Netball/Tennis courts resurfacing	800	-	700,000	53,281	109,189	246,121											
20013	Pakenham regional tennis court resurfacing	200,000	-	-	-	-	-											
19016	Cricket practice net renewal program	172,028	-	145,600	149,186	120,108	123,060											
14007	BMX Facility Asset renewal	130,820	-	114,400	117,218	-	-											
12008	Netball pavilion upgrades	131,663	-	2,347,642	812,808	660,304	674,424											
20014	Koo Wee Rup Skate Park (located in Cochrane Park)	332,800	-	-	-	-	-											
21007	Skatepark asset renewal	-	31,200	156,000	-	-	-											
Sub Total R&U Courts & Skate parks		968,111	31,200	3,463,642	1,132,493	889,600	1,043,605											
00515	Plant replacement	825,000	1,000,000	2,675,000	2,927,470	2,635,036	2,567,815											
Sub Total R&U Plant replacement		825,000	1,000,000	2,675,000	2,927,470	2,635,036	2,567,815											
19017	Associated playspace infrastructure renewal	7,400	-	84,872	-	-	-											
00511	Playground renewals as per council plan	834	-	260,000	379,310	383,421	387,300											
P-16	Basketball court renewal	-	-	-	23,976	-	25,172											
Sub Total R&U Playgrounds		8,234	-	344,872	403,287	383,421	412,472											
00513	Recreation reserve resurfacing	187,887	-	881,674	55,412	794,895	58,174											

Council Meeting 27 June 2022
Appendix A - Capital Works Program by Project 2022/23 to 2025/26 - Gross Expenditure \$s

T1 #	Project Description	Forecast Y21/22	Y-1				Y-2				Y-3				Y-4			
			21/22 Proposed carryover to 22/23	Budget Y22/23	Budget Y23/24	Budget Y24/25	Budget Y25/26	Budget Y23/24	Budget Y24/25	Budget Y25/26	Budget Y23/24	Budget Y24/25	Budget Y25/26	Budget Y23/24	Budget Y24/25	Budget Y25/26		
14000	Recreation Reserve lighting and power upgrade - rolling program	-	-	312,000	-	218,378	-	-	-	-	-	-	-	-	-			
21008	Windermere Open Space works	45,000	-	-	-	-	-	-	-	-	-	-	-	-	-			
21009	PB Ronald Pool Plant fencing works	20,000	-	-	-	-	-	-	-	-	-	-	-	-	-			
20023	Garfield North Cannibal Creek Reserve Building	8,000	70,000	1,637,000	-	-	-	-	-	-	-	-	-	-	-			
Sub Total R&U Rec Reserves		260,887	70,000	2,830,674	55,412	1,013,273	58,174											
00507	Resurfacing-VGC part	2,548,000	-	2,945,450	3,290,529	3,584,112	3,631,049											
00508	Resurfacing Preparation	653,000	-	753,851	844,594	915,381	929,076											
00509	Unsealed Road Resheeting	1,206,000	-	1,375,259	1,481,401	1,747,016	1,771,696											
00654	Pavement Renewals (reconstruction)-RTR	1,725,000	-	1,992,172	2,227,906	2,419,746	2,456,868											
19001	Avon Road (Woori-Yallock Rd) Blackspot	577,850	-	-	-	-	-											
19033	Sealing the Hills	6,949,970	-	10,000,000	26,206,897	25,820,229	24,481,209											
18003	Roads Sealing Program-Connect Cardinia Stage 2	542,062	7,000,000	-	6,896,552	-	-											
Sub Total R& U Roads		14,201,882	7,000,000	17,066,732	40,947,879	34,486,486	33,269,898											
00512	Swimming facilities	271,039	-	144,040	65,144	115,577	116,141											
19019	Cardinia Life extension	139,932	650,000	-	4,693,659	-	7,000,000											
Sub Total R&U Swimming facilities		410,971	650,000	144,040	4,758,803	115,577	7,116,141											
TOTAL ASSET RENEWAL & UPGRADE		27,359,521	9,987,200	32,519,094	57,495,961	46,856,240	50,042,213											
00520	IT Strategy	662,984	-	520,200	522,763	525,350	527,915											
21012	IT Hybrid work	100,000	-	-	-	-	-											
18027	Conquest Upgrade	75,000	-	-	-	-	-											
20018	Salary capitalisation provision	-	-	500,000	492,611	485,343	860,667											
21013	3 Year Old Kindergarten Works	50,000	150,000	-	-	-	-											
00278	Land Acquisition	7,557,500	-	7,773,090	1,477,833	1,456,028	1,434,446											
18030	Finance system	682,000	318,000	500,000	-	-	-											
20020	Princes Highway (South Side) Shared Pathway	900,000	-	-	-	-	-											
20028	Local Councils Outdoor Eating & Entertainment Package	10,000	-	-	-	-	-											
20045	Footpath Works - Denham Rd KWR	150,000	-	-	-	-	-											
20100	Boundary Drain Road	10,000	-	-	-	-	-											
20102	Main Drain Road	15,000	-	-	-	-	-											
20103	Huxtable Road	180,000	-	-	-	-	-											
20104	Bessie Creek Road	15,000	-	-	-	-	-											
20105	Dore Road	15,000	-	-	-	-	-											
20106	LL and Armytage Road	1,200,000	-	-	-	-	-											
20108	McGregor Road	3,100,000	-	-	-	-	-											
20109	Thewlis Road	15,000	-	-	-	-	-											
21015	Recreation Asset Renewal & Condition Audit	173,450	-	-	-	-	-											
21016	Barker Road Playground	80,000	-	-	-	-	-											
21017	Bayles Flora and Fauna Park	130,000	-	-	-	-	-											

Council Meeting 27 June 2022
Appendix A - Capital Works Program by Project 2022/23 to 2025/26 - Gross Expenditure \$s

T1 #	Project Description	Forecast Y21/22	Y-1				Y-2				Y-3				Y-4			
			21/22 Proposed carryover to 22/23	Budget Y22/23	Budget Y23/24	Budget Y24/25	Budget Y25/26	Budget Y23/24	Budget Y24/25	Budget Y25/26	Budget Y23/24	Budget Y24/25	Budget Y25/26	Budget Y23/24	Budget Y24/25	Budget Y25/26		
21018	Dutton Place Playground	115,000	-	-	-	-	-	-	-	-	-	-	-	-	-	-	-	
21019	Ray Canobie Playground	120,000	-	-	-	-	-	-	-	-	-	-	-	-	-	-	-	
20025	Community Safety Infrastructure Grant	200,000	-	-	-	-	-	-	-	-	-	-	-	-	-	-	-	
	Worrell Reserve Masterplan Implementation			150,000		985,222												
	Puffing Billy park playground renewal					59,113												
21024	Toomuc Netball Courts Construction	265,000	-	-	-	-	-	-	-	-	-	-	-	-	-	-	-	
21020	Walnut Way Playground	120,000	-	-	-	-	-	-	-	-	-	-	-	-	-	-	-	
Sub Total		15,940,934	468,000	9,443,290	3,537,541	2,466,721	2,823,028	16,070,667	49,583,666	72,550,424	60,142,763	60,740,798						
TOTAL ORGANISATION		15,940,934	468,000	9,443,290	3,537,541	2,466,721	2,823,028											
TOTAL CAPITAL WORKS BEFORE STRUCTURE PLANS		52,190,138	16,070,667	49,583,666	72,550,424	60,142,763	60,740,798											
P-17	Integrated Children's Facility - Thewlis Road Cardinia Rd DCP Open Jan 24 - Design	-	-	-	-	-	-	-	-	-	-	-	-	-	-	-	113,897	
16001	Comely Banks Recreation Reserve	150,000	-	-	-	-	-	-	-	-	-	-	-	-	-	-	-	
20016	Comely Banks Reserve sports fields and car parking	1,865,260	-	-	-	-	-	-	-	-	-	-	-	-	-	-	-	
19201	Officer District Park Masterplan implementation-Civil	329,903	2,800,000	500,000	3,436,453	-	-	-	-	-	-	-	-	-	-	-	-	
20022	Officer District Park Masterplan implementation-Building	50,000	-	-	-	-	-	-	-	-	-	-	-	-	-	-	-	
Sub Total Cardinia Rd PSP		2,395,163	2,800,000	500,000	3,436,453	-	113,897											
17006	Integrated Children's Facility - Timbertop (double)	2,413,833	2,500,000	-	-	-	-	-	-	-	-	-	-	-	-	-	-	
17020	Princes Hwy Intersections-Officer	205,488	8,600,000	7,400,000	8,765,075	3,591,536	-	-	-	-	-	-	-	-	-	-	-	
P-18	McMullen Recreation Reserve - Sports Fields	-	-	-	53,281	-	-	-	-	-	-	-	-	-	-	-	-	
P-19	McMullen Recreation Reserve - Pavilion	-	-	-	53,281	-	-	-	-	-	-	-	-	-	-	-	-	
17007	Gin Gin Bin Recreation Reserve - Sports Fields	47,871	-	-	-	-	-	-	-	-	-	-	-	-	-	-	430,282	
P-20	Gin Gin Bin Recreation Reserve - Pavilion	-	-	-	-	936,170	-	-	-	-	-	-	-	-	-	-	-	
20029	Brunt Road Integrated Children's Facility - Officer precinct - open January 2024 - design(Triple)	170,000	200,000	3,000,000	2,955,665	-	-	-	-	-	-	-	-	-	-	-	-	
19024	Integrated Children's Facility - Officer Rix Road DCP Open Jan 22 - Design(Triple)	2,806,737	-	-	-	-	-	-	-	-	-	-	-	-	-	-	-	
P-21	Officer Library - construction	-	-	-	-	0	-	-	-	-	-	-	-	-	-	-	-	
P-22	Construction of Integrated Child and Family Centre Community Facility - Starling Rd - Officer PSP - 2027	-	-	-	-	-	-	-	-	-	-	-	-	-	-	-	330,879	
19034	DCP-Beaconsfield Ave / Glismann Rd Intersection	10,000	-	-	-	-	-	-	-	-	-	-	-	-	-	-	-	
19035	DCP-O'Neil Road Intersection	200,000	-	-	-	-	-	-	-	-	-	-	-	-	-	-	-	
19036	DCP-Brunt Rd / Whiteside Rd Intersection	150,000	-	-	-	-	-	-	-	-	-	-	-	-	-	-	-	
19037	DCP-Bayview Road Intersection	1,500,000	-	-	-	-	-	-	-	-	-	-	-	-	-	-	-	
19038	DCP-Tivendale Road / Station Street Intersection	1,300,000	-	-	-	-	-	-	-	-	-	-	-	-	-	-	-	
19039	DCP-McMullen Road Intersection	50,000	-	-	-	-	-	-	-	-	-	-	-	-	-	-	-	
19040	DCP-Arena Parade Intersection	50,000	-	-	-	-	-	-	-	-	-	-	-	-	-	-	-	
19041	DCP-Thewlis Road Intersection	50,000	-	-	-	-	-	-	-	-	-	-	-	-	-	-	-	
P-23	Brunt Rd DCP - Road Works	-	-	1,120,021	1,103,469	-	-	-	-	-	-	-	-	-	-	-	-	
P-24	Brunt Rd Roundabout DCP	-	-	1,489,784	-	-	-	-	-	-	-	-	-	-	-	-	-	
P-25	Pioneer Way DCP	-	-	1,378,820	-	-	-	-	-	-	-	-	-	-	-	-	-	
Sub Total Officer PSP		8,953,929	11,300,000	14,388,625	12,930,771	4,527,706	761,161											

Council Meeting 27 June 2022
Appendix A - Capital Works Program by Project 2022/23 to 2025/26 - Gross Expenditure \$s

T1 #	Project Description	Forecast Y21/22	Y-1				Y-2		Y-3		Y-4	
			21/22 Proposed carryover to 22/23	Budget Y22/23	Budget Y23/24	Budget Y24/25	Budget Y25/26	Budget Y23/24	Budget Y24/25	Budget Y25/26		
21014	Nar Nar Goon & Tynon Inf Planning Funding	140,000	-	-	-	-	-	-	-	-	-	
P-33	Playspace Program - Design	-	-	90,000	88,670	87,362	-	-	-	-	-	
P-34	Engineering Design Costs	-	-	90,000	88,670	87,362	-	-	-	-	-	
P-35	Concept and Design - Special Charge Scheme	-	-	-	36,946	36,401	-	-	-	-	-	
P-36	Community Safety Initiative	-	-	100,000	-	-	-	-	-	-	-	
P-37	Heritage Review	-	-	-	98,522	67,948	-	-	-	-	-	
P-38	Climate Change Adaptation Strategy	-	-	-	147,783	145,603	286,889	-	-	-	-	
P-39	Section of Southern rail trail	-	-	-	49,261	-	-	-	-	-	-	
P-40	BioLinks Program	-	-	-	121,182	109,687	151,095	-	-	-	-	
P-41	Traffic Management Works	-	-	200,000	-	-	-	-	-	-	-	
P-42	Garfield and Bunyip Township Strategies	-	-	-	49,261	48,534	-	-	-	-	-	
P-43	Active Cardinia Strategy	-	-	30,000	-	-	-	-	-	-	-	
TOTAL OPERATING INITIATIVES		1,919,009	3,906,344	4,780,292	1,446,076	1,338,503	1,183,516					
TOTAL GROSS CAPITAL EXPENDITURE (INCL OP. INITIATIVES)		69,673,959	34,077,011	74,099,861	91,341,063	66,971,892	64,311,278					

Budget 2022-26 - Budget Submissions Summary					
No	Submission Topic	Number of Submissions	Current Budget Allocation	New Budget Allocation	Recommendation
1	Worrell Reserve master plan implementation – youth and skate facility	86	0	1,150,000	\$150k allocated for design in 2022/23 State has promised a capital grant of \$1m. This will be included as an income and expense item in 2023/24.
2	Emerald Tennis Club	3	312,000	312,000	Council currently has budget allocation of \$312k in 2022/23 under Sportsfield Lighting budget program for Emerald Tennis club lights. Once the budget has been endorsed, the design of these lights will need to be programmed.
3	IYU Athletics - Move Lighting Funding	1	600,000	600,000	Council supported the the suggestion of pushing out the lighting funding and bringing back the pavilion construction funding. \$600k moved from lighting project in 2023/24 to the pavilion and lighting moved out to 2026/27.
4	The Community Grocer	1	0	0	Council not supportive at this stage, to reach out to Cardinia Foundation.
5	EDRA - Eastern Dandenong Rangers Business & Tourism requested a \$80k contribution over 4 years to support the active promotion of tourism and support for business across the key tourism market in northern Cardinia.	1	10,000	10,000	At this moment in time, without the confirmation from the State Government on the direction of new Visitor economy partnerships, as well as the creation and guidance from council's new Tourism Advisory Committee, the request for addition funding in relation to the proposed model by EDRA is declined and may be reconsidered in future budgets.
6	Officer Tennis Club requesting funds for improve and upgrade the infrastructure at the club to meet - accessibility requirements and inclusion across a range of diverse communities - Option 1 - \$1.3m, Option 2 - \$1.62m	1			This item is the subject of a petition to council which is being responded to in a report to the June council meeting. Council's buildings and facilities team are currently undertaking a building condition report which will determine the priority to replace/upgrade the existing tennis clubhouse.
7	Emerald Village Exercise and Recreation (EVER)- - Worrell Reserve Masterplan - Puffing Billy Playground - BMX Track Development - Pepi's Land - Pepi's Land Playground	1 Part of Ever Submission, including a petition signed by 862 people	250,000	310,000	Puffing Billy - Allocate funds \$60k in FY 23/24 Timing of delivery of Pepi's land BMX track to be moved out 6 months, funds are already allocated in the budget - \$100k. Timing of delivery of Pepi's land playground to be moved out 6 months, funds are already allocated in the budget - \$150k.
8	General comments of satisfaction of Proposed Budget.	3			Noted and no action required
9	All Abilities Playgrounds - General submission	1			Council aims to ensure playgrounds meet a range of ages and abilities, and the needs of the surrounding local community. It also ensures that council playgrounds offer equipment for toddlers and older children, to assist with skill development. This aligns with Council's Play Space Strategy, and we require the same for developers as per Council's Landscape Developer Guidelines.
10	Officer Library - general comments around timing of delivery of the project.	1			Council is currently working with Development Victoria in relation to the Officer Community Centre site, which includes the proposed library. Council is committed to purchasing the site once available from the department inline with the DCP with further advocacy occurring to deliver the important infrastructure for the community
11	Budget submission and comments from Emerald Village Association around rate variation submission and increase of budget for items in Emerald. Total of 11 points submitted.	1			Provide an explanatory response to the committee.

Budget 2022-26 - Budget Submissions Summary					
No	Submission Topic	Number of Submissions	Current Budget Allocation	New Budget Allocation	Recommendation
12	Gumbuya Overpass inclusion in budget.	1			Princes Highway is managed by DoT, and Council is advocating to DoT for safety improvements and upgrades at this intersection.
13	Salvation Army submission around request for funding in 2022/23.	1	110,000	110,000	Funding allowed in budget
Total		102	1,282,000	2,492,000	

Budget 2022-2026 - Budget Submissions			
Date Submitted	Submitter	Submitter comments:	Category
Apr 26, 2022, 07:40 PM	NA	i believe as a young person living in emerald that we should have access to a local skatepark. we are pretty much the only town surrounding us that doesnt have one, and it could really benefit the young people of our community. it encourages socialising within our community, participation within other local activities (eating at local food places, going into local stores etc) and gives options to those who want to participate in sports (but not necessarily team ones, such as football/netball). I know lots and lots of other skaters, scooter and bike riders up here that would really appreciate a space for us, and with the uncertainty of lockdowns, within our town. thank you	Worrell Reserve master plan implementation – youth and skate facility
Apr 26, 2022, 05:08 PM	NA	My family and I would love to see money allocated to a skate park at Warrell reserve as the nearest one to us in Emerald is in Cockatoo.	Worrell Reserve master plan implementation – youth and skate facility
Apr 26, 2022, 04:46 PM	NA	Please include the Emerald Worrell Reserve Skate Park into the budget, as promoted by E.V.E.R. Our kids deserve a new, clean and well-maintained facility close to town.	Worrell Reserve master plan implementation – youth and skate facility
Apr 26, 2022, 04:41 PM	NA	I would like to see the Worrell Reserve master plan implementation – youth and skate facility , specifically the skate park and youth recreation area design & build added to the formal council budget in June 2022z Empowering our communities to be healthy, connected and resilient.	Worrell Reserve master plan implementation – youth and skate facility
Apr 26, 2022, 04:30 PM	NA	We would love to have the state park in Emerald! Our kids would get so much use out of it.	Worrell Reserve master plan implementation – youth and skate facility
Apr 26, 2022, 04:12 PM	NA	The skate park that the children have been waiting & fighting for doesn't seem to be in there! Please make these kids skatepark dream into a reality!!!	Worrell Reserve master plan implementation – youth and skate facility
Apr 26, 2022, 10:23 AM	NA	I'd like to voice my support of the skate park in Emerald. I have a 10 year old son whose options for outdoor recreation in Emerald are next to nothing. The children of this age need somewhere to enjoy exercise in the sunshine within their own neighbourhood. With rising fuel prices many families can't afford to drive their children to neighbouring suburbs to access their facilities, it would be great to have somewhere within walking distance to enjoy.	Worrell Reserve master plan implementation – youth and skate facility
Apr 26, 2022, 07:20 AM	NA	Skate Park in Emerald so Emerald kids don't need to travel to Gembrook or off the hill Upgrade to Puffing Billy Park	Worrell Reserve master plan implementation – youth and skate facility
Apr 25, 2022, 08:07 PM	NA	I would like to see the Worrell Reserve master plan implementation – youth and skate facility, in particular the skate park and youth area . This area is much needed for a large community town like Emerald. I'm happy to be contacted for further input. I'm a business owner in Emerald and a father of 2 boys that would also love to see this.	Worrell Reserve master plan implementation – youth and skate facility
Apr 25, 2022, 07:54 PM	NA	Pls ensure that urgent funding is allocated for a skate park in Emerald. We haven't had one since the 90's and we also don't have nice parks for locals and kids to enjoy. Other towns have had multiple new parks built in that time and we've had nothing. It's so unfair for repeated years of kids we've seen come up and then go. Pls step up and provide for this batch of kids snd teens to participate in healthy activities and close by.	Worrell Reserve master plan implementation – youth and skate facility
Apr 25, 2022, 06:16 PM	NA	I lived in the area through the last skate bowl in the 1990's What makes anyone think this one will be any different. Residents were too scared to let their kids go there with broken bottles etc at the bottom. The hooligans were loud after dark and it was unsafe for even adults to go past there without abuse. My son was bashed just going past the bowl. We have had a beautiful quiet time living in the street with the bowl gone and I do not wish to go back to be like the previous times. On another point NOT everyone wants to skate why can't you come up with an idea that will be beneficial to all kids in the area not just a select few. Put your thinking caps on and cater for all ages.	Worrell Reserve master plan implementation – youth and skate facility
Apr 25, 2022, 04:53 PM	NA	I am horrified and extremely disappointed to see Cardinia's planned budget for the next 5 years DOES NOT include any reference to the implementation of the Worrell Reserve Masterplan for a skate park/youth recreation area for use by children and families within our town and surrounds. Emerald is becoming a very sad and sorry place to live in regard to the facilities available for recreation purposes. Unless you like walking around Emerald Lake Park tracks or have very young children who play on the deteriorating playgrounds, there is nothing. When there has been any rainfall at all the BMX bike track near the primary school is extremely unsafe and would require consistent maintenance to ensure it is safe. What is there "to empower youth to be healthy, connected and resilient" (one of your community priorities) without relying on parents or grandparents for transport to neighbouring towns. Nothing if you don't play football! Don't expect the community to be thankful for the enormous amount of funding being poured into Puffing Billy and Emerald Lake Park. These facilities are to rake in tourist dollars, not to support our youth. Has anyone looked at the impact these new cafes and tourist facilities etc will have on local businesses who rely on the tourist trade for survival. Or indeed how the roads will cope with the increase in car and bus traffic. Has there been consultation with locals in regard to the increase in traffic congestiion. Our kids want safe local facilities where they can ride their scooters, bikes and skate boards, not tourist attractions that will be bursting at the seams with those from outside our area. In your mayoral and CEO introduction you have stated that 'have worked hard with the community to develop the budget'. The Emerald Village Exercise and Recreation group consulted with the Emerald community via a survey and had 700 families respond. A large number for any town. The immediate need was identified within our community for a skate park for our youth, not in 6 or 7 years, but now! Why were these people not considered important enough to be listened to. Wasn't the need to engage with the community to prioritise resources identified in your Community Engagement Plan. We engaged, we identified, we were 'overlooked'. The EVER group was informed in writing by several people on Council, that the Worrell Reserve master plan implementation – youth and skate facility would be included in this budget. Something like this could not be simply 'overlooked' as they have been told. Even if something of this magnitude was 'overlooked', the situation should be rectified immediately. The purpose of Council as stated is to 'respond to the needs of the people'. The strategy and objectives state council should 'work together to provide for everyone' and 'to promote a healthy lifestyle and participation in recreational activities'. My question is 'Where does the youth of Emerald fit into this?'	Worrell Reserve master plan implementation – youth and skate facility

Budget 2022-2026 - Budget Submissions			
Date Submitted	Submitter	Submitter comments:	Category
Apr 25, 2022, 03:21 PM	NA	Why do the children of Emerald miss out on funding for a new skate park and playground again? We would love to have some updated areas for our older children/teenagers in the town. At the moment they have to be driven to Cockatoo or Gembrook to access a skatepark and modern playground facilities.	Worrell Reserve master plan implementation – youth and skate facility
Apr 25, 2022, 11:17 AM	NA	As a Council and a community we have a responsibility to support the interests of young people and allow them to exercise and socialise in ways they enjoy. I would like to see the Worrell Reserve master plan implementation – youth and skate facility, SPECIFICALLY THE Skate park and Youth Recreation Area DESIGN AND BUILD added to the formal council budget in June 2022 please.	Worrell Reserve master plan implementation – youth and skate facility
Apr 25, 2022, 08:38 AM	NA	I speak for many members of our community when I plead with you to please include the building of a skate park at Worrell Reserve in Emerald to be included in the 2022 council budget. Our kids, young and older desperately need this!! New skate parks have been built in all of our neighbouring council suburbs except for Emerald and we are a growing population of young families. Please do this for our kids. We all know that when kids have nothing to do and get bored it can lead to trouble. We don't want this to happen and I'm sure that as a council you don't want kids doing things like graffitiing because they're bored. Give them a central place to hang out, exercise and have fun, it will be so amazing for them!!	Worrell Reserve master plan implementation – youth and skate facility
Apr 24, 2022, 10:49 PM	NA	Emerald needs more facilities for teenage kids- skate park, jump or pump track. We have been petitioning for support to get at least a skate park and as a community we are shocked to discover nothing in the budget. Please reconsider and prioritise emerald for a skate park	Worrell Reserve master plan implementation – youth and skate facility
Apr 24, 2022, 07:13 PM	NA	Emerald desperately needs something for our young kids/teenagers to do. A skate park like Gembrook would be nice. So many bored kids roaming the streets, won't be long before they start vandalising, doing graffiti or stealing to keep themselves entertained...	Worrell Reserve master plan implementation – youth and skate facility
Apr 24, 2022, 03:15 PM	NA	Essential that the Emerald Skate Bowl is reconstructed with sufficient budget for shade, seating, drinking fountain and landscaping. Skating is an Olympic sport and Emerald has the opportunity to foster grass roots skating culture and champions. Noting the added benefits of health and well-being. The parents pushing this initiative are leaders in the community and if they are "saying" this is needed for these children, then that is what should be invested in. Skating, scooter and biking are accessible sports for kids of all back grounds. Budget should be allocated over a two year program. FIRST YEAR community engagement and concept design. SECOND YEAR documentation and construction.	Worrell Reserve master plan implementation – youth and skate facility
Apr 24, 2022, 10:32 AM	NA	We are angry the proposed Wirral reserve master plan has been overlooked. This needs to be reviewed and made a priority for our township	Worrell Reserve master plan implementation – youth and skate facility
Apr 23, 2022, 07:41 PM	NA	Please include a skate park for the Worrell reserve. There is very little for young people to do in Emerald. This would be of great benefit to give young people their own space in the community	Worrell Reserve master plan implementation – youth and skate facility
Apr 23, 2022, 06:04 PM	NA	I am exceptionally disappointed to discover that you have now defunded the skate park for emerald. I am very disheartened that you have backed down on your proposed plans. Please consider our youth and finish the plan.	Worrell Reserve master plan implementation – youth and skate facility
Apr 23, 2022, 02:17 PM	NA	I would like to see the Worrell Reserve master plan implementation – youth and skate facility, specifically the skate park and youth recreation area design and build added to the formal council budget in June 2022. Our public recreation areas for our kids are extremely outdated. There is nothing for older kids to do safely. Currently, Worrell reserve looks woeful. There is so much potential and such a great area to turn this space into something special for our kids to enjoy.	Worrell Reserve master plan implementation – youth and skate facility
Apr 23, 2022, 02:15 PM	NA	I am sad to see that the Worrell reserve plan is not included in the budget. I would like to see the Worrell Reserve master plan implementation – youth and skate facility, specifically the skate park and youth recreational area design and build added to the formal council budget in June 2022. This is an important development for the youth of the area, and many in Emerald and surrounds are very much looking forward to this development going ahead, for the wellbeing of our children. It is very sad to see that the council seems to have left it out completely.	Worrell Reserve master plan implementation – youth and skate facility
Apr 23, 2022, 01:56 PM	NA	I would like to see the Worrell Reserve master plan implementation – youth and skate facility, specifically the skate park added to the formal council budget for June 2022. Emerald is constantly overlooked by other suburbs in Cardinia council.	Worrell Reserve master plan implementation – youth and skate facility
Apr 23, 2022, 01:53 PM	NA	Where is the funding for a skate park in Emerald ? We have been waiting forever for some decent recreation facilities for the young kids in our community. Emerald is constantly overlooked by Cardinia council. Pakenham and Clyde are constantly getting new facilities and Emerald gets nothing. Make room in your proposed budget for Emerald's new skatepark.	Worrell Reserve master plan implementation – youth and skate facility
Apr 23, 2022, 01:53 PM	NA	I would like to see the Worrell Reserve master plan implementation – youth and skate facility, in particular the skate park and recreation spaces, added into the June 2022 budget. It's disappointing yet again that Emerald is overlooked in regards to recreational facilities. The last 2 years during the pandemic and endless lockdowns we and our children had no where to go and no facilities to use, particularly for older kids.	Worrell Reserve master plan implementation – youth and skate facility
Apr 23, 2022, 08:04 AM	NA	The development of the Worrell Reserve skate park and youth recreation area in Emerald is an essential need for our community, and it is astounding that this has been dropped from the budget, particularly after assurances it would be included. Our kids have no where within the town boundaries to ride our skate, meaning I have to drive them to monbulk or Gembrook. As a physio I see problems caused by inactivity, and it is critical for the health of our children that this facility be built, it has been pushed back and overlooked now for more than 15 years, with no explanation. It needs to be done now, not in 5 to 10 years.	Worrell Reserve master plan implementation – youth and skate facility
Apr 23, 2022, 07:10 AM	NA	My name is Arlo and I am 4 and I love being on my scooter there are hardly any paths where I can skate around safely we need the IMPLEMENTATION OF THE WORRELL RESERVE MASTERPLAN SKATEPARK/YOUTH RECREATION AREA INCLUDED IN THE FORMAL BUDGET.	Worrell Reserve master plan implementation – youth and skate facility
Apr 23, 2022, 07:08 AM	NA	We have a 7 and a 4 year old who loving going to the Gembrook skatepark, we have nothing like that in Emerald. The IMPLEMENTATION OF THE WORRELL RESERVE MASTERPLAN SKATEPARK/YOUTH RECREATION AREA INCLUDED IN THE FORMAL BUDGET. The growth of youth in our area has increased greatly before covid and again through covid. Our kids need a space for the future please this must be added back into the formal budget.	Worrell Reserve master plan implementation – youth and skate facility

Budget 2022-2026 - Budget Submissions			
Date Submitted	Submitter	Submitter comments:	Category
Apr 23, 2022, 07:05 AM	NA	My name is Rainer and I am 7 and I can't walk to a skate park in my area, please added this back in. We need The IMPLEMENTATION OF THE WORRELL RESERVE MASTERPLAN SKATEPARK/YOUTH RECREATION AREA INCLUDED IN THE FORMAL BUDGET.	Worrell Reserve master plan implementation – youth and skate facility
Apr 23, 2022, 07:03 AM	NA	We need The IMPLEMENTATION OF THE WORRELL RESERVE MASTERPLAN SKATEPARK/YOUTH RECREATION AREA INCLUDED IN THE FORMAL BUDGET. The growth of youth in our area has increased greatly before covid and again through covid. Our kids need a space for the future please this must be added back in the formal bidet.	Worrell Reserve master plan implementation – youth and skate facility
Apr 22, 2022, 09:55 PM	NA	IMPLEMENTATION OF THE WORRELL RESERVE MASTERPLAN SKATEPARK/YOUTH RECREATION AREA INCLUDED IN THE FORMAL BUDGET.	Worrell Reserve master plan implementation – youth and skate facility
Apr 22, 2022, 08:37 PM	NA	How about making good on your original plan for Worrell Reserve in Emerald and actually giving our Hills kids a skatepark? Our kids are too old for the stupid puffing Billy Playpark. They're too young to go on their own to Gembrook or Upwey. Give them a space. Inclusion is everything so why include fistlanders and exclude our Emerald upper primary kids?	Worrell Reserve master plan implementation – youth and skate facility
Apr 22, 2022, 08:35 PM	NA	To include the Worrell Master Plan in Emerald within this budget including the skatepark! Our older kids have NOTHING in Emerald!!! Stop spending all the budget in the flatlands and give our kids a safe space to be kids! Too dangerous to go onto Belgrave-Emerald Road and around town with skateboards etc. There is nowhere else for them to go and it was a bit underhanded of the Shire to upgrade the facilities at Worrell to benefit only the football club. What about all those kids who don't play AFL? How about sticking with the original plan and including the skatepark n the budget.	Worrell Reserve master plan implementation – youth and skate facility
Apr 22, 2022, 07:46 PM	NA	The Worrall Reserve Masterplan Youth recreation area needs to included in this budget this year! Emerald is the 'capital' of Cardinia hill towns but has no recreation for youth. The few playgrounds are small & old & well past their use by date. They are only suitable for pre -schoolers. There is nothing for older kids. In comparison to growth corridor towns Emerald has been left behind.	Worrell Reserve master plan implementation – youth and skate facility
Apr 22, 2022, 07:44 PM	NA	You have overlooked the Emerald recreation and skate park Our family would like this back on the draft. Every week we have new families join our Hills community in Emerald and we currently don't have a place for our children to play and meet up. Young kids and older teens need a space for them. By not having this space available we run the risk of bored kids that turn into troubled kids. Please help our community and put this back on the draft.	Worrell Reserve master plan implementation – youth and skate facility
Apr 22, 2022, 06:46 PM	NA	I want the worrell reserve skate park master plan in emerald included in this budget as we were anticipating. Overlooking this is not an option thank you.	Worrell Reserve master plan implementation – youth and skate facility
Apr 22, 2022, 05:08 PM	NA	Worrell Reserve, proposed Emerald Bike and Skate Park needs to be included as promised by our Council Representative. Having to drive to Monbulk, Cockatoo or Gembrook for this passive recreation means that Emerald young people do not enjoy the Shire's objective of engaged, resilient and healthy communities in Emerald. It disenfranchises families without the means or finances to drive, adds to traffic pollution and global warming. Kids should be able to ride their bikes to a safe, inclusive pay space. Parents and Grandparents should be able to help, guide and enjoy seeing the next generation grow, develop their skills and thrive in their own community- not a neighbouring village. Please include the plans in the finalised budget.	Worrell Reserve master plan implementation – youth and skate facility
Apr 22, 2022, 01:49 PM	NA	I WANT TO SEE THE MPLEMENTATION OF THE WORRELL RESERVE MASTERPLAN SKATEPARK/YOUTH RECREATION AREA INCLUDED IN THE FORMAL BUDGET. This area has been overlooked in the Councils budget for years. The children/young adults of Emerald, Cockatoo, Gembrook and surrounds deserve to have an accessible, purpose designed skatepark as much as those who live in the 'Growth Corridors'.	Worrell Reserve master plan implementation – youth and skate facility
Apr 22, 2022, 01:43 PM	NA	Hi, I want the IMPLEMENTATION OF THE WORRELL RESERVE MASTERPLAN SKATEPARK/YOUTH RECREATION AREA INCLUDED IN THE FORMAL BUDGET. I believe it was assured to us, but has been overlooked!!! As a community we have been trying so hard to get this project going. There is currently very little in our area for kids/teens to do. Gembrook, Cockatoo, Monbulk, etc all have great skateparks. So why the heck don't we!!	Worrell Reserve master plan implementation – youth and skate facility
Apr 22, 2022, 01:25 PM	NA	Emerald was promised a skate park! Overlooked once again. So frustrated for our kids and teens. 🙄	Worrell Reserve master plan implementation – youth and skate facility
May 02, 2022, 12:26 PM	NA	Skate park letter ☑ To whom it may concern, This skate park is necessary, I don't mean just for me I mean for everyone in emerald, maccy and cockatoo. I don't usually go to a skate park but I know that lots of other people who want go cant because it's too far away or because they need fuel but it's too expensive, that's been a real problem lately, boredom is annoying trust me it is, if kids or even adults get bored it can end up leading to graffitizing or other illegal things... I would like to see the Worrall reserve master plan, specifically the skate park and youth recreation area design added to the formal council Budget in June 2022 ! Our words matter ! Our words aren't just words they always mean something, my words in this letter mean something so don't just ignore it and everyone else's words too I hope you have you have a good day :p Sincerely, Erica	Worrell Reserve master plan implementation – youth and skate facility
May 02, 2022, 12:25 PM	NA	Emerald skate-park Please can you make a skate-park in Emerald. 1. Because it can help kids make friends. 2. It can help with social anxiety. 3. It will be better for the parents so they don't have to as much money on gas or fuel.	Worrell Reserve master plan implementation – youth and skate facility
May 02, 2022, 12:21 PM	NA	I think we need a skate park in emerald	Worrell Reserve master plan implementation – youth and skate facility

Budget 2022-2026 - Budget Submissions			
Date Submitted	Submitter	Submitter comments:	Category
May 02, 2022, 12:20 PM	NA	<p>Skate Park in emerald</p> <p>I would like to see the Worrall reserve master plan, specifically the Skate Park and youth recreation area design and build added to the formal council budget in June 2022.</p> <p>I am passionate to have a skate park Emerald. I think everyone will like if you had a skate park in every town.</p> <p>I am a skater. I scooter, skateboard and bike ride. I have learnt a lot of tricks and I am a decent skater. I know every type of thing in a skate park and can give suggestions on what it should look like.</p> <p>If there was a skate park in Emerald it would be gladly appreciated and make so many people happy including me.</p>	Worrell Reserve master plan implementation – youth and skate facility
May 02, 2022, 12:19 PM	NA	<p>Skate park</p> <p>please listen to the community and what they need and want not you guys so please take our values our pride our strength as a community so please once again listen to us.</p> <p>kind regards a person I don't want to be known sorry</p>	Worrell Reserve master plan implementation – youth and skate facility
May 02, 2022, 12:19 PM	NA	<p>Why do we need a skate park in emerald?</p> <p>Hello I'm Teala and I'm in a grade 6 class at Macclesfield primary school and here's why I think we need a skate park in emerald.</p> <ol style="list-style-type: none"> 1.We need a skate park in emerald because it's going to be better for kids' mental health and will make them happy. 2. Every other place like Pakenham, Gembrook and Cockatoo has skate parks. 3.I know I would love a skate park and my whole class would like some skate parks in Emerald. 4.I would like to see the Worrall reserve master plan, specifically skate park and youth recreation area design and build added to the formal council budget in June 2022 <p>! WE NEED TO BE HEARD !</p>	Worrell Reserve master plan implementation – youth and skate facility
May 02, 2022, 12:18 PM	NA	<p>I think that we should have a skate park because for kids that live in emerald don't have access to a skate park near them while we were in lock down we couldn't go to a skate park because it wasn't five kilometers to get to one it think it would be lovely to have one near me and my friends so If we go in lock down again we can play at a skate park.</p>	Worrell Reserve master plan implementation – youth and skate facility
May 02, 2022, 12:14 PM	NA	<p>To Whom It May Concern,</p> <p>Do you want your kids to be happy? (If you don't have kids just play along)</p> <p>If you live somewhere that has a skate park close put yourself in ours in the Emerald kid's shoes how do they feel?</p> <p>Ok ok have a listen please we need your help we are just a bunch of pre-teens that want a skate park it would help all of us so much and it would get used every day I am not kidding.</p> <p>I would like to see the Worrall reserve master plan, specifically the skate park and youth recreation area design and build added to the formal council budget in June 2022</p> <p>Thank you for listening</p>	Worrell Reserve master plan implementation – youth and skate facility
May 02, 2022, 12:11 PM	NA	<p>Skate Park in Emerald</p> <p>'I would like to see the Worrell Reserve master plan implementation – youth and skate facility, specifically the Skate Park and youth recreation area design and build added to the formal council budget in June 2022'</p> <p>I live in Cockatoo but a few of my friends live in Emerald this probably won't help but if we get enough support it will help so please take all the emails, the letters, the signs of the people saying they want this into consideration.</p> <p>Kind regards a kid who wants to help.</p>	Worrell Reserve master plan implementation – youth and skate facility
May 02, 2022, 07:18 AM	NA	<p>Emerald really needs a skate park. My kids didn't have one in their time and we spent many hours driving them to neighbouring towns. Now they have their own kids!! Come on! Other towns in the shire have plenty. Give the kids this one, little thing.</p>	Worrell Reserve master plan implementation – youth and skate facility
May 02, 2022, 05:48 AM	NA	<p>The township of emerald needs a updated playground and skate park in the June 2022 budget.</p> <p>The playgrounds are very dated and lacking stimulating areas up here. We service so many tourists on weekends. There are no skateparks in emerald for children to use bikes and scooters. For my own children we need to drive to another area. This is hard to get bikes scooters in car- rather than walking to area to use their hobbies.</p>	Worrell Reserve master plan implementation – youth and skate facility
May 01, 2022, 11:56 AM	NA	<p>Please include a new skatepark in Emerald in the budget!</p>	Worrell Reserve master plan implementation – youth and skate facility
May 01, 2022, 08:24 AM	NA	<p>I would like to see the Worrell Reserve master plan implementation – youth and skate facility, SPECIFICALLY the Skate park and Youth Recreation Area DESIGN AND BUILD added to the formal council budget in June 2022.</p>	Worrell Reserve master plan implementation – youth and skate facility
Apr 30, 2022, 04:30 PM	NA	<p>I would like to see the proposed skate park in emerald To be included in this budget.</p>	Worrell Reserve master plan implementation – youth and skate facility
Apr 30, 2022, 12:28 PM	NA	<p>Emerald definitely needs a new park. I highly recommend baseplate design and grind projects to build this park as they have done exceptional, work as seen at upwey.</p> <p>Please do not hire a construction or landscaping company as this will just waist the proposed funds for the development</p>	Worrell Reserve master plan implementation – youth and skate facility
Apr 29, 2022, 05:41 PM	NA	<p>It would be fantastic to have a skatepark built at Worrell Reserve where the old netball courts are. The area is for Sport and Recreation. This would be a great addition to our town and give the kids a safe place and a purpose built space to get out and have some fun and get active....get kids off screens.</p>	Worrell Reserve master plan implementation – youth and skate facility
Apr 29, 2022, 01:05 PM	NA	<p>What's good: Emerald Lake Park - Maintenance and Operations - the park has a sad and dated appearance with a lot of old, dead vegetation. Suspended dead branches along paths, dead dangerous wattles and generally a tired and neglected appearance - not representative of world standard parks as a tourist attraction. Major and continued maintenance is required.</p> <p>What's not good: generally other old Emerald infrastructure appears to be neglected with funds being inequitably directed to upgrade relatively new facilities in Pakenham. Recreation facility inclusion in Worrell Reserve isn't funded with no enhancements to the tennis club with lighting, paths and security lighting, fencing and no provision for other outdoor activities for older and younger people e.g. half-basketball, hitting walls, pickleball courts - a general inequity in funding across the wards as has happened for the past 50+ years in many Emerald recreation locations. Generally: funding inequity.</p>	Worrell Reserve master plan implementation – youth and skate facility

Budget 2022-2026 - Budget Submissions			
Date Submitted	Submitter	Submitter comments:	Category
Apr 29, 2022, 11:08 AM	NA	Please build emerald a skatepark, the kids out this way need things to do. Don't just let anyone build it though, contact grind projects, who built upwey skatepark. They do an amazing job, and their parks are very nice on the eyes.	Worrell Reserve master plan implementation – youth and skate facility
Apr 28, 2022, 09:38 PM	NA	Emerald had been lacking a skatepark my whole life. Make a skatepark. Make it good (don't get the people who built Gembrook and Monbulk). Thankyou.	Worrell Reserve master plan implementation – youth and skate facility
Apr 28, 2022, 09:24 PM	NA	I would like to see the Worrell Reserve master plan implementation – youth and skate facility, specifically the skatepark and youth recreation area design and build added to the formal council budget in June 2022.	Worrell Reserve master plan implementation – youth and skate facility
Apr 28, 2022, 08:23 PM	NA	I am alarmed at the lengthy process to secure a skatepark in Emerald for our children. Enough is enough, our children deserve this investment in their recreation. Our BMX track has been left to deteriorate, our skatepark was filled in, our playgrounds are outdated and our youth have little to do up here. Please help us to keep our primary and secondary aged kids engaged and entertained with local recreation opportunities. I would like to see the Worrell Reserve master plan implementation – youth and skate facility, SPECIFICALLY the Skate park and Youth Recreation Area DESIGN AND BUILD added to the formal council budget in June 2022. This would contribute to councils own principals of Empowering our community to be healthy, connected and resilient and also creating liveable spaces and places.	Worrell Reserve master plan implementation – youth and skate facility
Apr 28, 2022, 05:21 PM	NA	It would be wonderful to see the skate park and youth recreation area as part of the Worrell Reserve master plan implementation – youth and skate facility included as part of the formal council budget in 2022. I see the skate park and the youth recreation area as a place that would demonstrate numerous council values and generate an incredibly positive response from our youth.	Worrell Reserve master plan implementation – youth and skate facility
Apr 28, 2022, 05:18 PM	NA	I would like to see the Warrel Reserve master plan, specifically the skatepark and youth recreation design and build added to the formal council budget in 2022. The original Emerald bowl should never have been filled. Pull ya heads out and get it done. Stop wasting money. Residents want this now. Do it.	Worrell Reserve master plan implementation – youth and skate facility
Apr 28, 2022, 02:13 PM	NA	I would like to see the Worrell Reserve master plan implementation – youth and skate facility, SPECIFICALLY the Skate park and Youth Recreation Area DESIGN AND BUILD added to the formal council budget in June 2022. The Emerald Library playground is part of this precinct and also deserves an upgrade. Thanks	Worrell Reserve master plan implementation – youth and skate facility
Apr 28, 2022, 11:37 AM	NA	I would like to see the Worrell Reserve master plan implementation – youth and skate facility, SPECIFICALLY the Skate Park and Youth Recreation Area DESIGN AND BUILD added to the formal Council Budget in June 2022. Please give our youth some where to hang out, exercise and engage in community. We need liveable spaces and areas where youths are encouraged and design is reflective of their needs.	Worrell Reserve master plan implementation – youth and skate facility
Apr 28, 2022, 11:29 AM	NA	I would like to see the Worrell reserve masterplan, specifically the skate park and youth recreation area design and build added to the formal council budget in June 2022	Worrell Reserve master plan implementation – youth and skate facility
Apr 28, 2022, 04:52 AM	NA	I would like to see the Worrell Reserve master plan implementation – youth and skate facility, SPECIFICALLY the Skate park and Youth Recreation Area DESIGN AND BUILD added to the formal council budget in June 2022	Worrell Reserve master plan implementation – youth and skate facility
Apr 27, 2022, 10:07 PM	NA	"I would like to see the Worrell Reserve master plan implementation – youth and skate facility, SPECIFICALLY the Skate park and Youth Recreation Area DESIGN AND BUILD added to the formal council budget in June 2022." Our kids deserve a place to ride their skateboards, Bmx bikes and scooter without having to travel to another town. Emerald is the place that everyone comes too when they head to the Dandenongs. And they are met with an outdated playground and no other recreational grounds for everyone to use. Emerald should have the best park out of all the towns up here. It gives our kids somewhere safe to hangout and will push a lite more children outside and away from the screens that seem to rule there lives. Skateboarding is one of the best tools to teach our children some of the best and most valuable life lessons. Skateboarding literally saved my life and I know it have done the same for many other people too. It's the some inclusive sport there is. And all you need is a piece of wood with some chunks of metal and somewhere to use it. Where your from doesn't mate. How well off your family is doesn't matter. If I skate and you skate then we're friends. The inner strength a child develops from learning a new trick is the most amazing thing I've ever seen. And a skatepark if it's done right will be a big attraction for the town. People will travel to go to a great skatepark. And if done correctly they can invigorate an area. And one of the most important things to me as a parent and an avid skateboarder is that at the moment there isn't anywhere for our kids to go. So what are they doing? Where are they hanging out? There isn't a place for them. How do you think that makes them feel? That the adults don't really care about them. That the adults don't think they deserve a place of there own. With a skatepark in Emerald we will know what they are doing. Where they are. I want to be able to skate with my kids in our home town. I want to skate with your kids in our home town. The biggest myth about skateboarding and skateboard parks is that it will draw in a bad crowd. I've never seen that at any skatepark I've been to. And I've been to more than I can count. We don't just need a basic park. We need the best. Something that stands out and draws people there. Like the new skatepark in Albury. That's what we deserve. And our children definitely deserve that and more. They have had the last few years taken from them. Let's give them something they can all use. The most inclusive and fun place in the Dandenong rangers. It's not like we don't have the room. And we were promised a replacement when they filled the bowl in over 25 years ago. And we are still waiting. I know it's not important to you. That it's something that for some reason is constantly overlooked by shortsighted people who think they know what's good for everyone else. And it's been overlooked again. Shame on you. You are letting all the young kids and young adults down. They are our future. What kind of people are they going to be when they grow up knowing that the adults don't care. Please reconsider what we are all missing out on.	Worrell Reserve master plan implementation – youth and skate facility

Budget 2022-2026 - Budget Submissions			
Date Submitted	Submitter	Submitter comments:	Category
Apr 27, 2022, 08:08 PM	NA	Hi, my name is Zane Bishop, local skateboarder from Monbulk. Worrel Reserve is a great spot for a skatepark and I think there is plenty of skaters from the area that would appreciate it. The only thing I recommend is that you go with a company and a designer that actually build skateparks, such as Base plate design or Grindprojects, who built the park at Upwey. Please do not give the job to a landscaping company such as Warrandale Industries, who designed and built Monbulk skatepark. If you are a skateboarder and know anything about concreting or skatepark design, it's not hard to see that Monbulk is of inferior quality and poorly designed compared to the modern standard of skateparks across the state. I really cannot stress enough how important this is in terms of cultural, environmental and community significance. It's just such a large amount of money to see go to waste without any real consideration or consultancy. Thankyou - zanebishop6@gmail.com	Worrell Reserve master plan implementation – youth and skate facility
Apr 27, 2022, 08:00 PM	NA	Emerald and our kids want the IMPLEMENTATION OF THE WORRELL RESERVE MASTERPLAN SKATEPARK/YOUTH RECREATION AREA INCLUDED IN THE FORMAL BUDGET.	Worrell Reserve master plan implementation – youth and skate facility
Apr 27, 2022, 07:57 PM	NA	Emerald needs a skate park. Our kids cannot get themselves down to other suburbs to undertake safe activities. Currently they ride around town, hang out in kids parks or dodge broken glass and dangers at the old netball courts. For the health and safety of our kids in emerald the forgotten cardinia suburb. WE NEED A SKATE PARK.	Worrell Reserve master plan implementation – youth and skate facility
Apr 27, 2022, 06:34 PM	NA	Please include the Worrell Reserve Skate Park and recreation centre planned for 2020-21 budget into the 2022 proposed Budget. This area needs urgent development as it is quickly becoming unsightly as tourist regularly see this on there travel down lakeside drive to the new Puffing Billy tourist building. Emerald also has a large population of youth attending local schools in the area with nowhere to skate; unlike Cockatoo, Geembrook and even Monbulk, who all have skate parks. Please.	Worrell Reserve master plan implementation – youth and skate facility
Apr 27, 2022, 03:26 PM	NA	Chandler reserve in Emerald NEEDS to have its skate park and Tennis courses updated as per the plans. These plans keep getting put off and it's unacceptable. Our children need to have updated play spaces that encourage exercise/experience and a community hub. The tennis club could overlook the skate park for consistent supervision. All of our neighbouring suburbs have new plans which have been put through. We were at monbulk the other day and the council was out talking to the skate park attendees-asking anything else you need/want , improvements.... Where is this from our council. Please don't leave Emerald behind. Our Sensus shows how many more families have moved up here. How many groups go to the now programs at the hub which have active kids with mothers with newborns - how nice it would be for the mums to have a place to sit after a program at the hub and watch their young ones on the skate park for all ages - like Gembrook s park. Please Stop putting it off.	Worrell Reserve master plan implementation – youth and skate facility
Apr 27, 2022, 01:45 PM	NA	We would like to see the Worrell Reserve master plan implementation – youth and skate facility redevelopment, specifically the skate park and youth Recreation design and build works included in the June 2022 budget. Our young people of Emerald need recreational spaces to be active, connect and socialize more than ever. Covid times have been incredibly tough on them. Please don't deny our children of this important project just because we don't live in the "growth corridor".	Worrell Reserve master plan implementation – youth and skate facility
Apr 27, 2022, 01:30 PM	NA	I would like to see the Worrell Reserve master plan implementation – youth and skate facility, SPECIFICALLY the Skate park and Youth Recreation Area DESIGN AND BUILD added to the formal council budget in June 2022	Worrell Reserve master plan implementation – youth and skate facility
Apr 27, 2022, 12:53 PM	NA	Can we please have a skate park at the worrel reserve in emerald can this be included in the 2022 to 2026 budget	Worrell Reserve master plan implementation – youth and skate facility
Apr 27, 2022, 12:24 PM	NA	I would like to see the Worrell Reserve master plan implementation – youth and skate facility, SPECIFICALLY the Skate park and Youth Recreation Area DESIGN AND BUILD added to the formal council budget in June 2022	Worrell Reserve master plan implementation – youth and skate facility
Apr 27, 2022, 10:42 AM	NA	I would like to see the Worrell Reserve master plan implementation – youth and skate facility, specifically the skate park and youth recreation area design and build added to the formal Council Budget in June 2022. If at all possible, including a pump track with/near the skate park would be ideal.	Worrell Reserve master plan implementation – youth and skate facility
Apr 27, 2022, 07:30 AM	NA	Please add the Skatepark at emerald to the June 2022 budget. We need this as there are limited community events for our kids in emerald. We need community spaces where our kids can be safe and have activities available that they don't have to pay for. A meeting place to catch up, we need this for our kids mental health after the pressure and restrictions covid placed on our kids and there mental health.	Worrell Reserve master plan implementation – youth and skate facility
May 06, 2022, 01:20 PM	NA	I'd like the implementation of the Worrell reserve masterplan skatepark/youth recreation area included in the formal budget please.	Worrell Reserve master plan implementation – youth and skate facility
May 06, 2022, 01:17 PM	NA	I'd like the implementation of the Worrell reserve masterplan skatepark/youth recreation area included in the formal budget. It is a much wanted and needed facility for our rapidly growing younger population. There has been a large increase of young families with children in the past few years in Emerald. We feel constantly over looked and in need of a bit of town rejuvenation.	Worrell Reserve master plan implementation – youth and skate facility
May 04, 2022, 09:43 AM	NA	Skate Park in Emerald I would like to see the Worrell Reserve master plan implementation – youth and skate facility, specifically the Skate Park and youth recreation area design and build added to the formal council budget in June 2022 I think it will good to add a skate in Emerald because, there is not much teenage stuff in Emerald or places to hang out at offer then the football oval and there is no Skate Park in 6 km. My Dad and I go for bike rides in Emerald for the day and we go to the pump track, and every time I wish there was a skate park because there is not much stuff to do on a bike in Emerald. Sincerely Marley Billman	Worrell Reserve master plan implementation – youth and skate facility

Budget 2022-2026 - Budget Submissions			
Date Submitted	Submitter	Submitter comments:	Category
May 03, 2022, 02:28 PM	NA	Please bring forward immediate funding for the emerald skate and bike facilities. There is nothing adequate in town for our children in these departments and sorely needed	Worrell Reserve master plan implementation – youth and skate facility
Submission via email	NA	As a resident of Cardinia for almost 20 years living in Emerald, I believe it is about time we gave the kids in Emerald a skatepark. The local community have created a group to bring about the awareness of the lack of facilities for the local youth. Our town is a tourist area, but the facts are that our community are the ones which keep the town alive and somewhere worth visiting. Yes we have parks, but they don't attract the older children. Please go back and revise the budget so the kids of Emerald finally have a skatepark to call their own. Thank you.	Worrell Reserve master plan implementation – youth and skate facility
Submission via email	NA	I would like to see the Worrall reserve master plan, specifically the Skate Park and youth recreation area design and build added to the formal council budget in June 2022. I am passionate to have a skate park Emerald. I think everyone will like if you had a skate park in every town. I am a skater. I scooter, skateboard and bike ride. I have learnt a lot of tricks and I am a decent skater. I know every type of thing in a skate park and can give suggestions on what it should look like. If there was a skate park in Emerald it would be gladly appreciated and make so many people happy including me.	Worrell Reserve master plan implementation – youth and skate facility
	Various	86 submissions received in support of Worrell Reserve (Emerald) master plan, in particular the construction of the proposed skate park.	Worrell Reserve master plan implementation – youth and skate facility
Apr 13, 2022, 06:15 PM	NA	I'm very pleased with the info about the 2022-2026 Budget and what is listed above. It's important to create nice places of togetherness and community during hard times of covid, aswell as enough forests and wetlands for creatures to live in peace in their own areas of life.	General comment
May 04, 2022, 03:22 PM	NA	Ensure budget is allocated to resourcing services and staff - we want quality outcomes not just fast outcomes.	General comment
May 09, 2022, 03:50 PM	NA	Stop spending money on green causes, numbats and lefty causes when the people are suffering with unsafe roads.	General comment
Apr 13, 2022, 02:04 PM	NA	I would like to see budget for more all abilities playgrounds in the shire that are toddler friendly, soft fall play areas, safe climbing spaces, smaller slide etc. We have seen a number of these built in City of Casey, it would be nice to have them in our home/growth areas too rather than having to travel so far.	All Abilities Playgrounds
Apr 25, 2022, 04:44 PM	Emerald Tennis Club	It would be wonderful to see some much needed development at the Emerald Tennis Club. The tennis club is utilised all year around and I would suggest has more members than both the football and cricket club who are to date really the only user groups of the Worrell Reserve to see any money spent on them. The tennis club has 100+ members, with a cross section of ages ranging from early primary school through to our retired community. Currently the club is operating with next to no lighting, 1960s facilities and reduced access and parking due to further developments for the football and cricket club. It would be a shame to see more money thrown at groups with fewer users (i.e. netball clubs and skate groups) when an existing club with a rich history and culture already exists using sub standard facilities. I am not against money being spent on either the netball club or skate park users however there needs to be some equity and common sense as to how money is being spent within this reserve.	Emerald Tennis Club
May 10, 2022, 12:13 PM	Worrell Reserve Community Asset Committee	The Worrell Reserve Community Asset Committee wishes to draw your attention to the following: 1. We support the inclusion of the replacement of lighting at Emerald Tennis Club in Worrell Reserve, as part of budget item 14000, as advised by Council officers. ETC is currently operating with minimal lighting for its night tennis competitions, so we encourage Council to begin works as soon as possible. 2. We submit that the redevelopment of the former netball courts in Worrell Reserve should commence this year, including removal of the old Netball Clubrooms and improved landscaping. We note that the State government has recently announced funding towards works in the netball courts area, and we submit that Council should also contribute funds if required to complete the overall redevelopment as per the Worrell Reserve Master Plan. We believe it is important that the scope of works for the State funding is communicated promptly. We wish to remind Council that 25% of Emerald's population is in the 5 to 19 years cohort, well above the Melbourne metro median of 14%.	Emerald Tennis Club
May 08, 2022, 10:00 AM	Emerald Tennis Club	Please take into consideration that the replacement lighting to Emerald Tennis Club courts is crucial, following the dangerous lighting poles being removed some six months ago. The Club cannot operate without lighting and coaching and competition is severely compromised. Winter brings short days and the coach is unable to conduct his usual sessions, and night competition can only proceed on court 1 and the remote courts (6/7), well away from the clubhouse. This involves issues of safety & security. We are an active, thriving and inclusive Club and wish for it to remain that way. With the current lighting issues & restrictions this may affect our current membership and our ability to attract new members. Over the past several years we have already been severely compromised with access & interruption and damage to services whilst the Hub and the new football/cricket pavilion were built. We have had to acquiesce as there was no alternative. We simply ask that the lighting project is prioritised so that we can continue our primary role of providing low cost, inclusive exercise & competition in a friendly and safe environment.	Emerald Tennis Club
Apr 24, 2022, 09:20 PM	NA	While the proposed budget has the right balance of capital works, sustainable economic management, focus on growing families and a sense of community, there could be some/more investment in the council's libraries. In fact, the Council could consider bringing forward the construction of the Officer Library close to the civic centre to further activate the Officer town centre, lease cafe areas in the library and encourage Cardinia residents to use this facility as a key community centre. With not much options for our youth and younger kids to do apart from playgrounds and parts, a brand new Library will complement the investment in Maternal and Child Health centres.	Officer Library

Budget 2022-2026 - Budget Submissions			
Date Submitted	Submitter	Submitter comments:	Category
May 09, 2022, 09:46 PM	The Community Grocer	<p>Regarding Strategic Objective 1: Empowering our communities to be healthy, connected, and resilient.</p> <p>I am providing this comment on behalf of the Board of The Community Grocer. We are seeking a budget allocation to enable us to continue our important, impactful market in Pakenham which improves accessibility to affordable healthy food. Without this urgent investment, we risk closing by June 30 this year.</p> <p>What do we do? The Community Grocer is a social enterprise, working with our community partners, to deliver weekly markets selling high quality affordable fruit and vegetables in communities where there is an increased risk of food insecurity, poor health and social isolation. We are a not-for-profit charity with deductible gift recipient status and a volunteer Board. The Board is actively engaged in the ongoing success of our model which is geared toward a desirable transition away from a reliance on emergency food relief models to place-based long-term community responses. The Community Grocer enables people on low incomes to access healthy food and connect with their community. During COVID - we have been adaptable and responded to the needs of our communities and the needs of local and state governments to support communities at risk. The consequence is that our operational funding has been short term and unpredictable, and like other organisations accessing volunteers has been challenging. Despite the difficulties we have continued to deliver.</p> <p>What is our impact? Independent research conducted annually by Monash University found, in 2021-2022:</p> <p>50% of our customers are unemployed, so have low incomes 42% of our low-income customers, have run out of food and couldn't buy more – they are food insecure 46% of our customers eat more fruit and 62% more vegetables when shopping with us, 91% of customers feel more connected to their local community after shopping with us, and our markets were 24-30% more affordable than other local retailers.</p> <p>What do we need? The Community Grocer has capital sufficient to operate to the end of June 2022. While our finances are vulnerable our ambitions are not, because we know and have proven that what we do works! We know that our model could also deliver for more communities. Our existing customers rely on our important service. If you believe in us, now is the time to support us.</p> <p>We need \$45,000 urgently to continue to operate the Pakenham market, for the next 12 months and build our financial sustainability. Any additional investment, above and beyond the 45k, could mean more markets, improved logistics and servicing greater numbers of Cardinia residents, all of which could help deliver on the bold Community Food Strategy and your Strategic Objective 1.</p> <p>Yours sincerely, on behalf of the Board of Directors at The Community Grocer (board@thecommunitygrocer.com.au) Dr Rebecca Lindberg - Chair Grant Cooper - Deputy Chair</p>	Community Infrastructure and Service Planning
May 08, 2022, 07:07 PM	NA	Please put the Gumbuya overpass in the budget.	Gumbuya
Apr 29, 2022, 08:10 AM	Scotty Nimmo - Pakenham Little Athletics	Concerns regarding the obvious timeline change to the build of the pavilion and facilities at the IYU Athletics project.	IYU
May 10, 2022, Via email	Salvation Army	Salvation Army submission around request for funding in 2022/23.	Emergency Food Relief
May 10, 2022, Via email	Officer Tennis Club	Submission around Officer Tennis Club requesting funds for improve and upgrade the infrastructure at the club to meet - accessibility requirements and inclusion across a range of diverse communities - Option 1 - \$1.3m, Option 2 - \$1.62m.	Officer Tennis Club
May 10, 2022, Via email	Emerald Village Association	Budget submission and comments from Emerald Village Association around rate variation submission and increase of budget for items in Emerald. Total of 11 points submitted.	Emerald
May 11, 2022, Via email	Eastern Dandenong Ranges Business and Tourism Association	EDRA requesting a total of \$80k over 4 years.	Eastern Dandenong Ranges Business and Tourism Association
May 11, 2022, Via email	Emerald Village Exercise and Recreation	<p>Emerald Village Exercise and Recreation (EVER) submission, a petition was attached which has 862 individuals details.</p> <ol style="list-style-type: none"> 1. Skate Park and Youth Kick at Worrell Reserve Submission 2. Mention around \$1m skate park grant from State 3. Current designs for Worrell Reserve are out of date 4. BMX track development around Pepi's Land 5. Puffing Billy Reserve Play Space - In the future plans of Puffing Billy, this will be incorporated into a master-plan for the redesign of the central Emerald Puffing Billy station land (including the station, park and shed /storage areas). Though Puffing Billy will not be ready to implement this in the time frame the council has suggested for the play-space, we feel it is important to communicate with Puffing Billy regarding their vision and plans, and have the park redeveloped to be complementary with this. We believe that the upgrade of this park cannot wait for Puffing Billy's time-frame as it is outdated, unsightly and unsafe. We look forward to seeing this included in the final budget. 	Emerald

7 Presentation Of Petitions

Nil.

8 Urgent Business

There was no urgent business.

9 Councillor Questions

Nil.

10 Meeting Closure

Meeting closed at 7:22pm.

Minutes confirmed
Chairman